

Aboriginal women and child victims of domestic violence

1.1 Aboriginal women and child victims of domestic assault

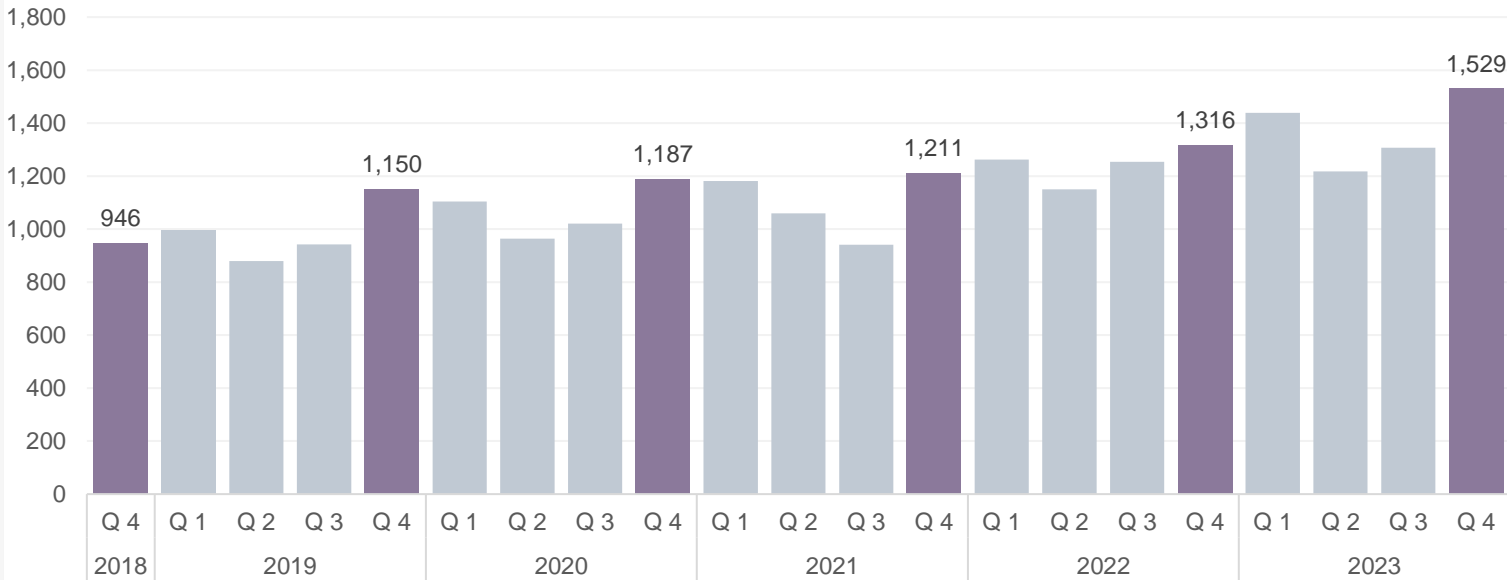
Up 10.3%
Most recent year-on-year change

↑ +511
From prior year

4,982
Prior year 2022

5,493
Current year 2023

↑ +222
From prior quarter



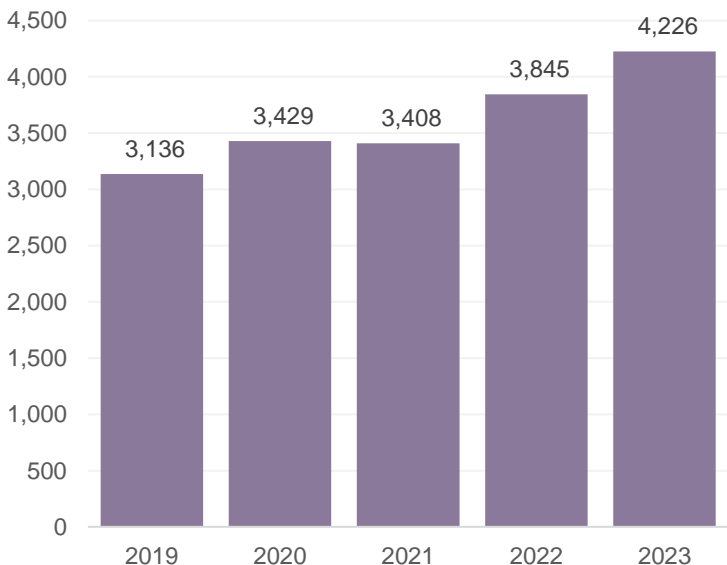
1.2 Aboriginal women victims of domestic assault

Up 9.9%
Most recent year-on-year change

+381
From prior year

3,845
Prior year 2022

4,226
Current year 2023



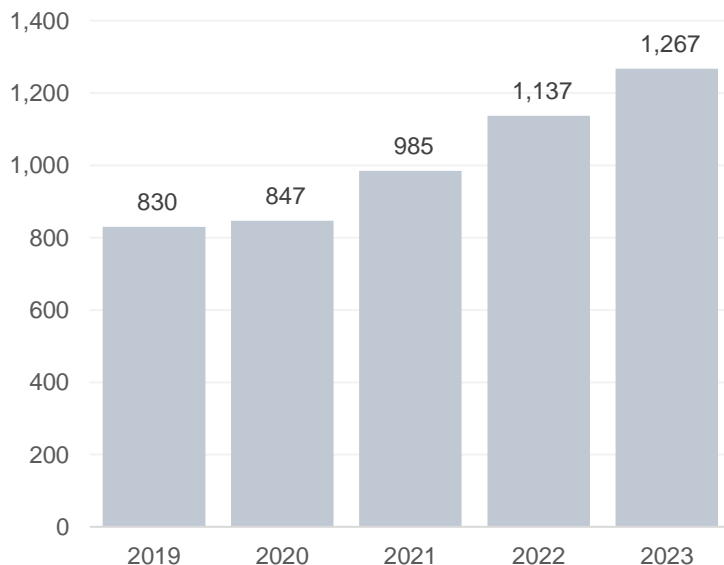
1.3 Aboriginal child victims of domestic assault

Up 11.4%
Most recent year-on-year change

+130
From prior year

1,137
Prior year 2022

1,267
Current year 2023



Aboriginal adult female victims, plus all Aboriginal victims under 18 years.

Note: data from March 2020 onwards have been impacted by COVID and may not represent a change in long term trend

<https://www.bocsar.nsw.gov.au>

bcsr@justice.nsw.gov.au

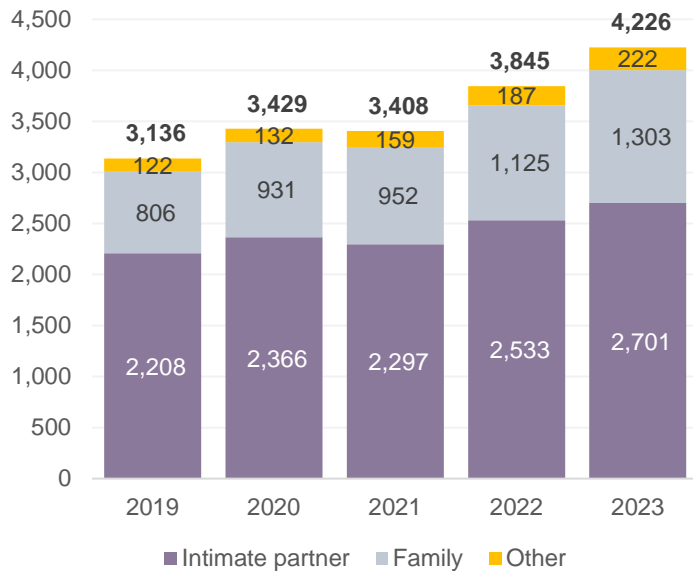


Aboriginal women and child victims of domestic violence

2.1 Relationship - Aboriginal women

Current year
63.9% intimate partners

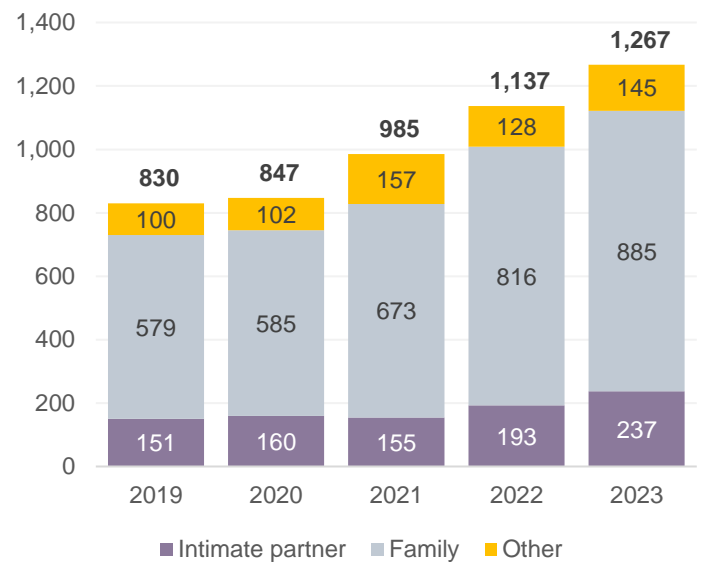
2 out of 3 women victims were assaulted by a current or former intimate partner



2.2 Relationship – Aboriginal children

Current year
69.9% family member

7 out of 10 child victims were assaulted by a **family member**, such as a parent, child, sibling or other family member



3.1 Domestic violence related offences: Aboriginal women and child victims

Offence	2019	2020	2021	2022	2023	2 Year Trend	5 year Trend (annual average)
DV Murder	3	2	2	1	0	nc	nc
Total DV assault	3,966	4,276	4,393	4,982	5,493	Up 10.2%	Up 8.4%
DV Grievous bodily harm	47	59	54	56	55	Stable	Stable
DV Actual bodily harm	1,163	1,267	1,204	1,439	1,500	Stable	Up 6.5%
DV Assault common	2,756	2,948	3,134	3,487	3,938	Up 12.9%	Up 9.3%
DV Intimidation/stalking	1,935	2,374	2,684	3,017	3,421	Up 13.3%	Up 15.3%
Breach ADVO	2,777	3,429	3,785	4,274	4,698	Up 9.9%	Up 14%
Final ADVOs Issued	5,641	5,689	5,862	6,363	6,892	Stable	Up 5.1%
Adult sexual offences*	379	436	466	592	691	Stable	Up 16.2%
Child sex offences*	1,650	1,558	1,649	1,815	1,726	Stable	Stable
Reported via Child Protection Line	1,003	985	926	897	899	Stable	Stable
Reported to police	647	573	723	918	827	Stable	Up 6.3%

Aboriginal adult female victims, plus all Aboriginal victims under 18 years.

Note: Sexual offences include all sex offences not just those perpetrated by someone in a domestic relationship with the victim.

<https://www.bocsar.nsw.gov.au>

bcsr@justice.nsw.gov.au



Aboriginal women and child victims of domestic violence

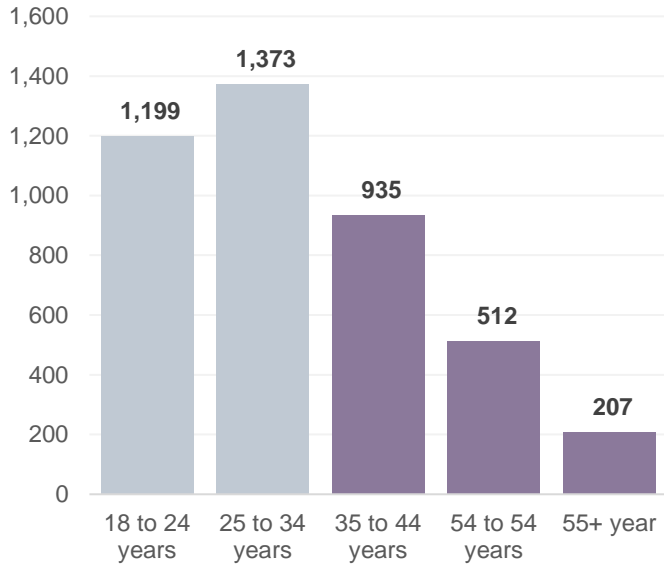
4.1 Age profile of Aboriginal women victims, 2023

60.9%

Aged 18 to 34 years

The majority of Aboriginal adult female victims are young, aged under 35 years.

Age group



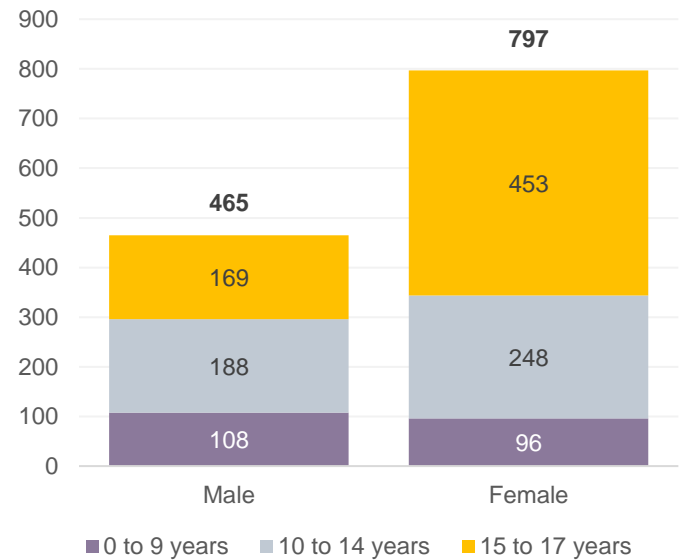
4.2 Age and gender profile of Aboriginal child victims, 2023

62.9%

Female

The majority of young Aboriginal victims are female

Gender



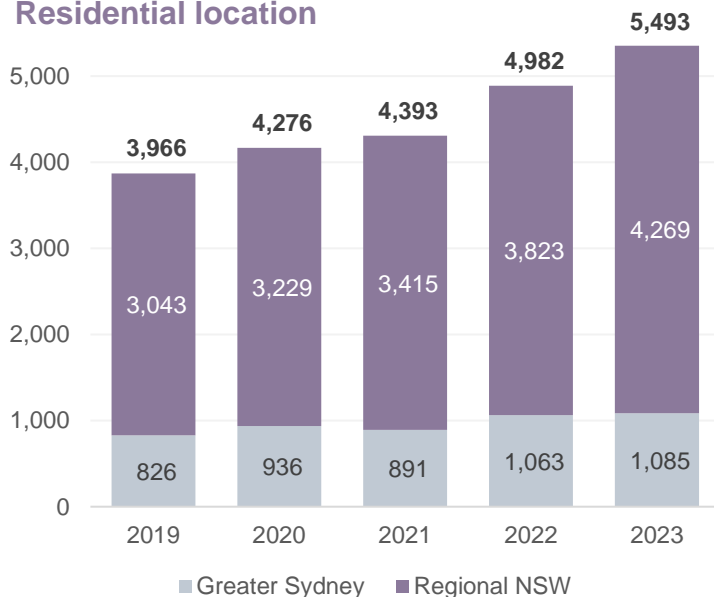
4.3 Urban/Regional location of victims, 2023

77.7%

Reside in Regional NSW

The overwhelming majority of victims reside in **Regional areas**

Residential location



4.4 Regions with highest rate of victims, 2023

Local Government Area	Rate	Ratio	Number
Bourke	25872.7	9.3	126
Walgett	18758.1	6.7	145
Central Darling	18390.8	6.6	80
Broken Hill	12781.4	4.6	159
Warren	10752.7	3.8	30
Moree Plains	9486.2	3.4	168
Brewarrina	8091.3	2.9	39
Leeton	7313.2	2.6	46
Wentworth	7243.0	2.6	31
Sydney	7182.9	2.6	128

* With 30 or more recorded victims

Aboriginal adult female victims, plus all Aboriginal victims under 18 years.

Note: data from March 2020 onwards have been impacted by COVID and may not represent a change in long term trend

<https://www.bocsar.nsw.gov.au>

bcsr@justice.nsw.gov.au



Aboriginal women and child victims of domestic violence

5.1 Aboriginal offenders proceeded against for domestic violence assault

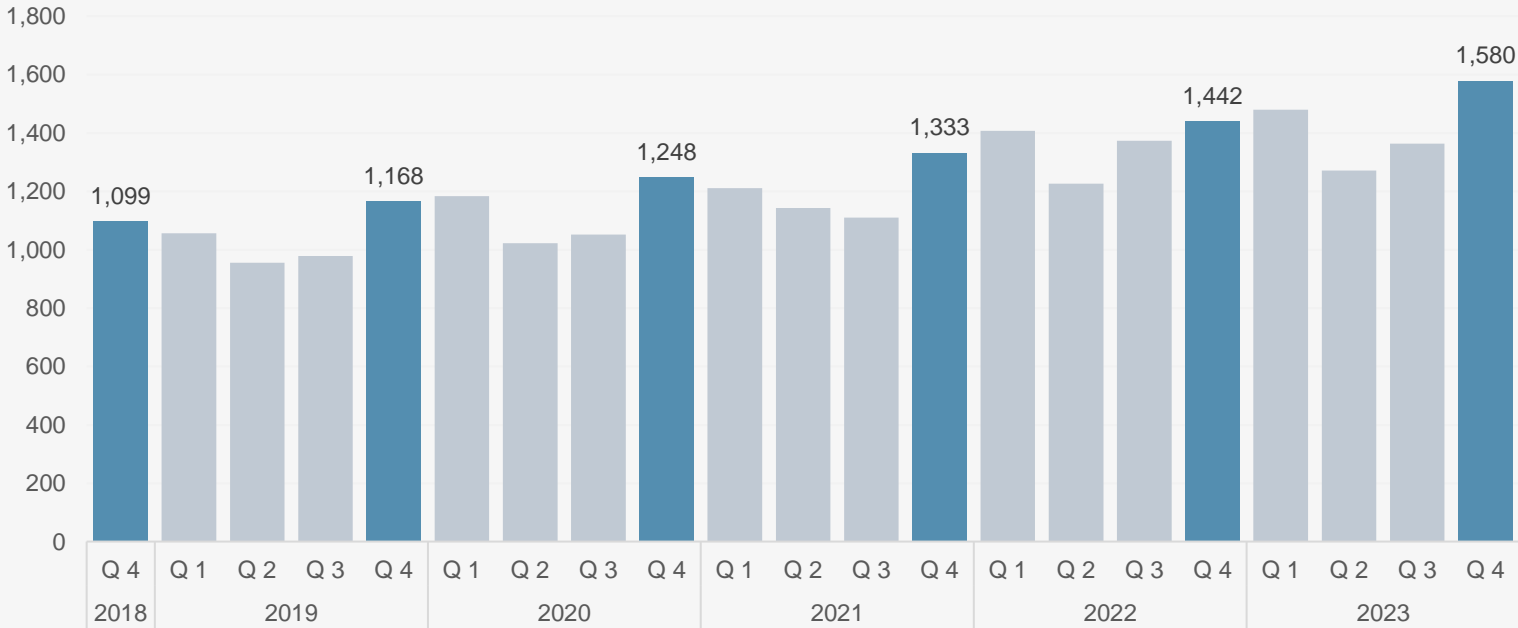
Up 4.5%
Most recent year-on-year change

↑ +246
From prior year

5,450
Prior year 2022

5,696
Current year 2023

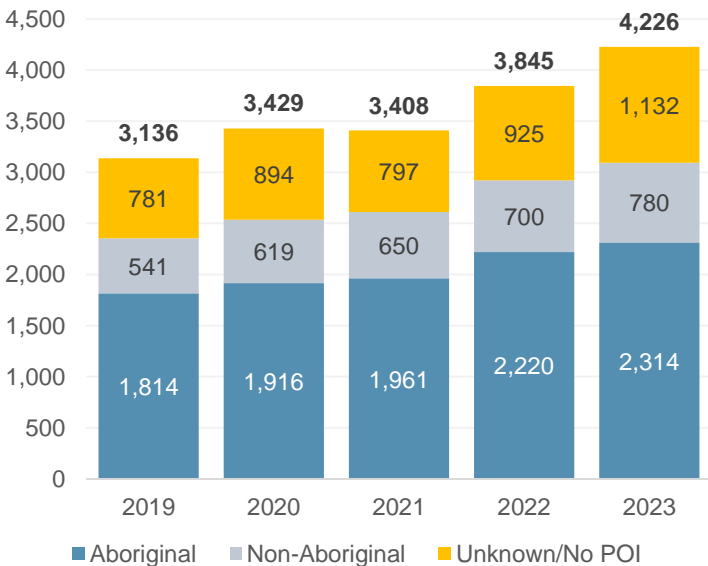
↑ +216
From prior quarter



5.2 Aboriginal women victims of domestic violence assault by the alleged offenders Aboriginality

Current year
74.8% Aboriginal offender

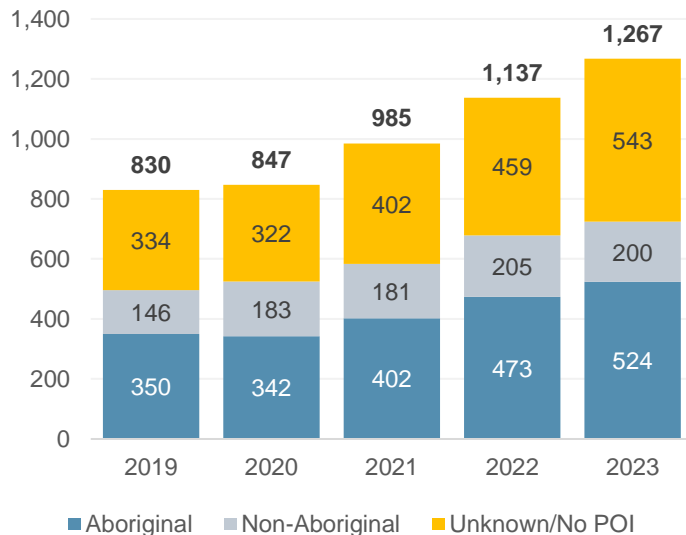
Aboriginal women were more frequently victimised by an **Aboriginal offender**



5.3 Aboriginal child victims of domestic violence assault by the alleged offenders Aboriginality

Current year
72.4% Aboriginal offender

Over two-thirds of Aboriginal children were victimised by an **Aboriginal offender**



Aboriginal adult female victims, plus all Aboriginal victims under 18 years.

Note: data from March 2020 onwards have been impacted by COVID and may not represent a change in long term trend

<https://www.bocsar.nsw.gov.au>

bcsr@justice.nsw.gov.au

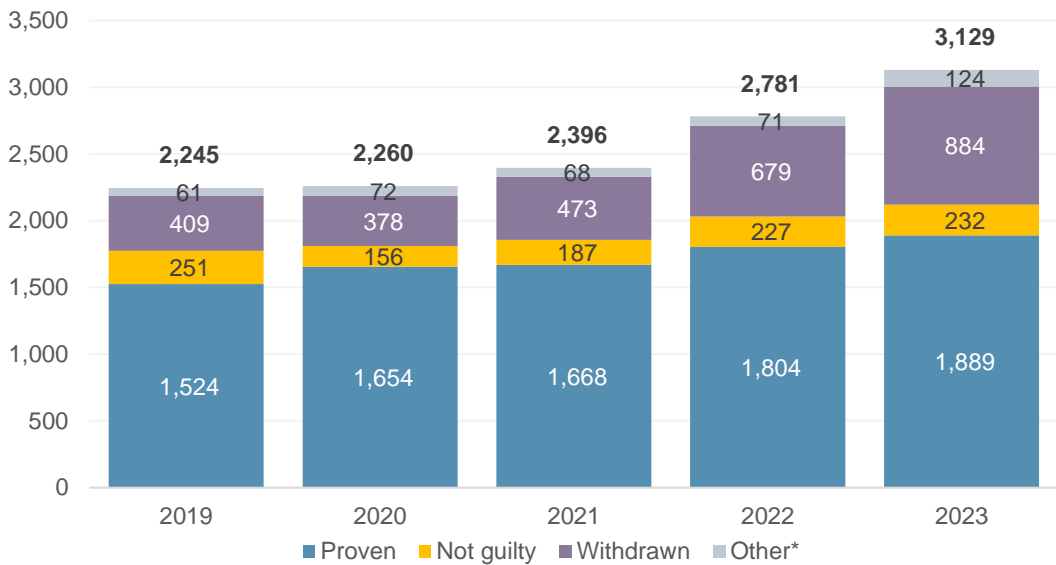


Aboriginal women and child victims of domestic violence

6.1 Aboriginal defendant's appearing in finalised domestic violence related court appearances by offence type

Most serious charge	2019	2020	2021	2022	2023	2 Year Trend	5 year Trend (annual average)
DV Assault	2,245	2,260	2,396	2,781	3,129	Stable	Up 8.7%
DV Intimidation/stalking	1,370	1,608	1,766	2,138	2,419	Up 13.1%	Up 15.3%
Breach ADVO	1,367	1,678	1,899	2,170	2,363	Stable	Up 14.7%
Adult sexual offences*	226	211	215	265	290	Stable	Up 6.4%
Child sex offences*	165	161	200	171	211	Up 23.4%	Up 6.3%

6.2 Court outcomes for Aboriginal defendant's appearing in finalised domestic assault appearances

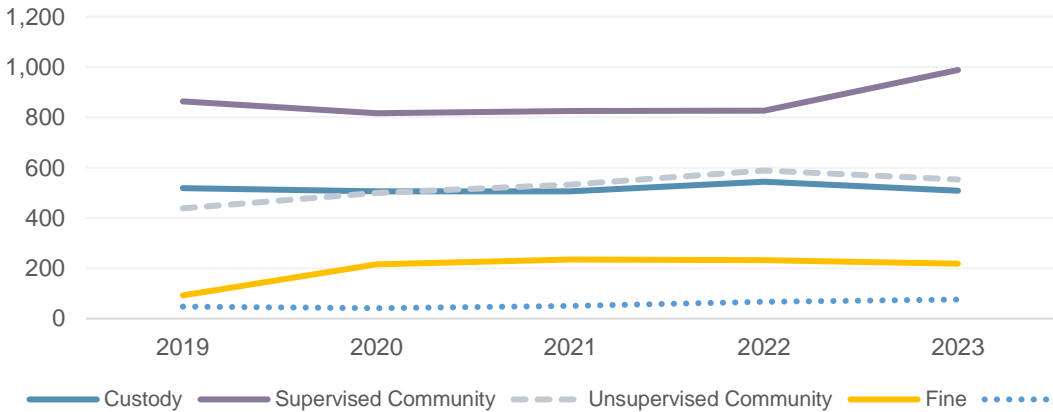


Most recent year-on-year change

- Other* - Up 53 (+74.6%)
- Withdrawn by the prosecution – Up 205 (+30.2%)
- Not guilty – Up 5 (+2.2%)
- Proven – Up 85 (+4.7%)

*Other includes dismissed for mental health and otherwise disposed of

6.3 Penalties for Aboriginal defendant's found guilty of domestic assault



Most recent year-on-year change

- Supervised community – Up 162 (+19.6%)
- Unsupervised community – Down 35 (-6.0%)
- Custody – Down 36 (-6.6%)
- Fine – Down -14 (-6.0%)

Note: data from March 2020 onwards have been impacted by COVID and may not represent a change in long term trend

Note: Sexual offences include all sex offences not just those perpetrated by someone in a domestic relationship with the victim.

Aboriginal women and child victims of domestic violence

Glossary

Measure	Definition
1.1, 1.2, 1.3 Target 13	Number of Aboriginal adult women (aged 18+ years) or Aboriginal children (aged 0-17 years) recorded as victims of domestic assault by the NSW Police.
2.1, 2.2 Relationship	Shows the relationship recorded by the NSW Police between the victim and the offender in a domestic assault incident. Intimate partner includes: Current and ex spouses, current and ex partners, current and ex boyfriend/girlfriend. Family includes: Parents, children (including step, and foster), siblings, other family members (including kin) Other domestic relationship: Persons living in the same household/residential facility, carer, person in authority, other domestic relationship (e.g. partner's ex partner).
3.1 Domestic and sexual violence offences	Number of Aboriginal adult women (aged 18+ years) and Aboriginal children (aged 10-17 years) recorded as victims of selected domestic and/or sexual violence offences by the NSW Police.
4.1 4.2 Demographics	Age and gender profile of Aboriginal adult women (aged 18+ years) and Aboriginal children (aged 0-17 years) recorded as victims of domestic assault by the NSW Police.
4.3 4.4 Regional breakdown	Where do Aboriginal adult women (aged 18+ years) and Aboriginal children (aged 0-17 years) reside. Rate: Rate per 100,000 population (Aboriginal women and Aboriginal children). Population based on 2021 ABS Census. Ratio: Ratios are a comparison of NSW LGA rates per 100,000 population to the NSW rate per 100,000 population. A ratio of one indicates parity with the State rate.
5.1 5.2 5.3 Offenders	Number of Aboriginal offenders proceeded against by the NSW Police for domestic assault. 5.2 5.3 show the proportion of Aboriginal offenders where there is a known offender
6.1 Appearing in court	Number of Aboriginal adults appearing in finalised domestic violence related court appearances.
5.3 Court outcomes	Court outcomes for Aboriginal adults appearing in finalised domestic assault court appearances.
6.3 Penalties	Principal penalty for Aboriginal adults found guilty of a domestic assault