

June 2021 – Aboriginal adults

1.1 Key indicator: Aboriginal adults in prison*

Sentenced and remand custody

Stable
2 year trend

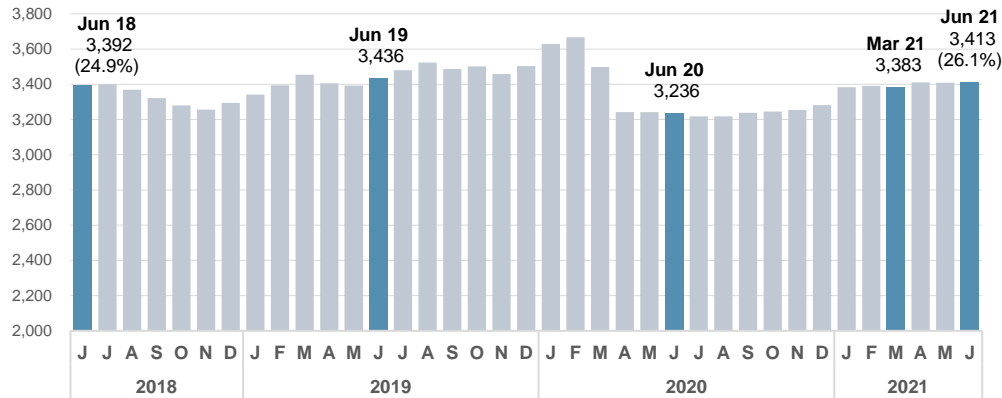
↑ +30
From prior quarter

↓ -23
From prior year

3,413
Current year

3,436
Last year

26.1%
Current %



2.1 Key indicator – Aboriginal adults in court

Local, District and Supreme Courts

Stable
2 year trend

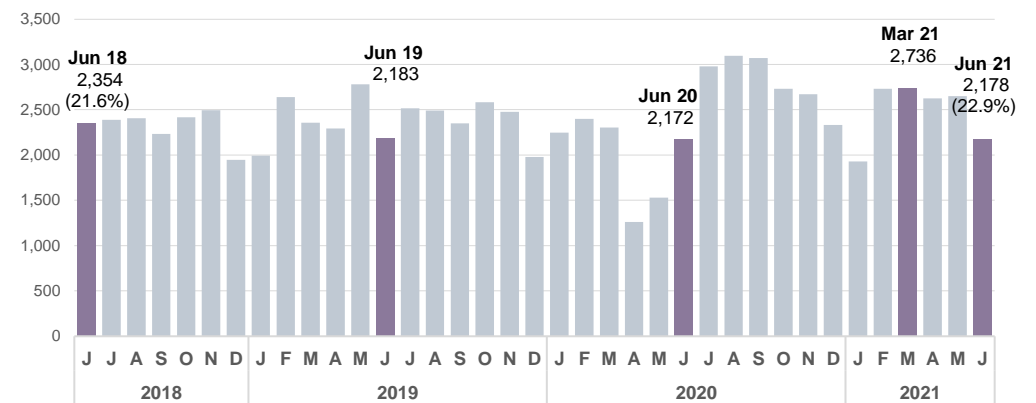
↑ +56
From prior quarter

↑ +5,427
From prior year

31,732
Current year

26,305
Last year

22.9%
Current %



1.2 Aboriginal men in prison*

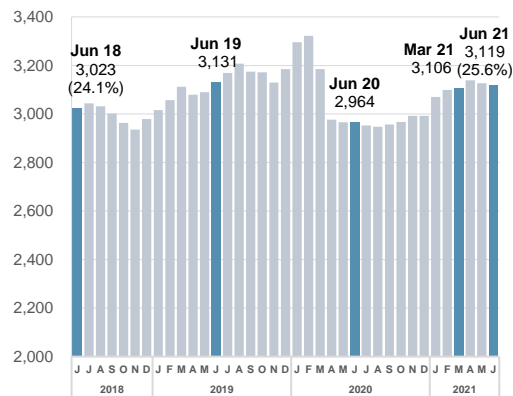
Sentenced and remand custody

Stable
2 year trend

-12
From prior year

3,119
Current year

3,131
Last year



1.3 Aboriginal women in prison*

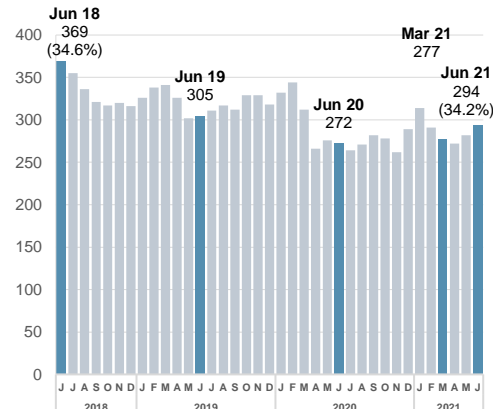
Sentenced and remand custody

Stable
2 year trend

-11
From prior year

294
Current year

305
Last year



2.2 Aboriginal men in court

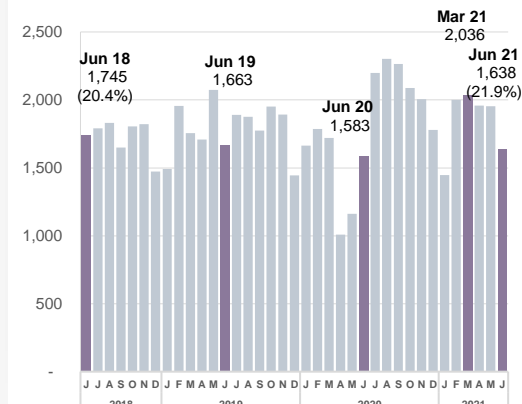
Local, District and Supreme Courts

Stable
2 year trend

+3,925
From prior year

23,677
Current year

19,752
Last year



2.3 Aboriginal women in court

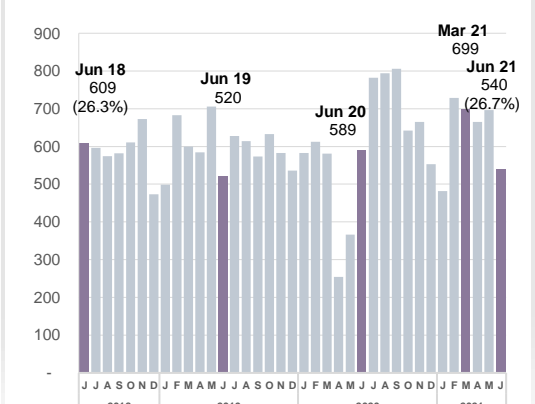
Local, District and Supreme Courts

Stable
2 year trend

+1,501
From prior year

8,053
Current year

6,552
Last year



Note: data from March 2020 onwards have been impacted by COVID and may not represent a change in long term trend

*Custody population figures are counted as at midnight on the last day of the month (stock figures). Trends are calculated comparing the latest month with the same month from 2 years prior

3. Police

3.1 Police court proceedings*

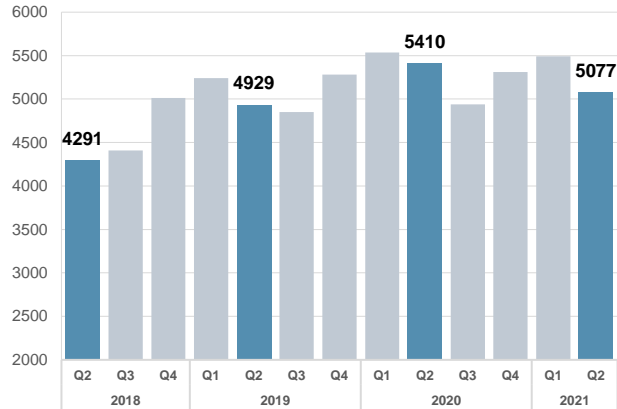
*excludes Aboriginal adults proceeded to court for breaching bail

Stable
2 year trend

↓ -259
From prior year

20,820
Current year

21,079
Last year



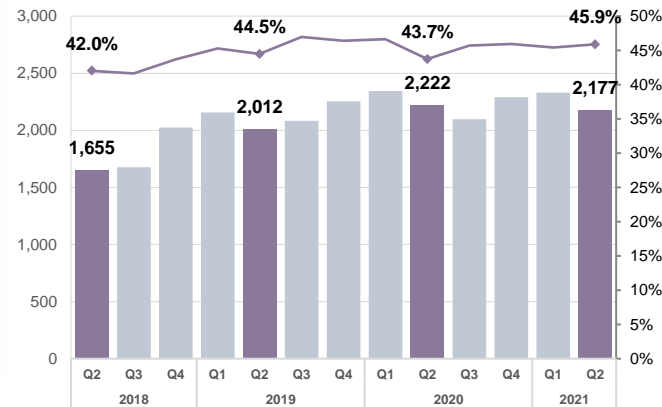
4.1 Refused bail by police

Stable
2 year trend

↓ -12
From prior year

8,895
Current year

8,907
Last year



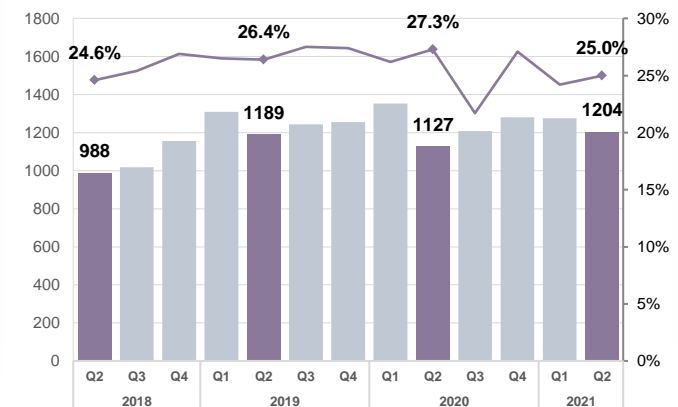
4.2 Refused bail by court

Stable
2 year trend

↓ -11
From prior year

4,968
Current year

4,979
Last year



4. Bail

4.3 Bail revoked due to breach

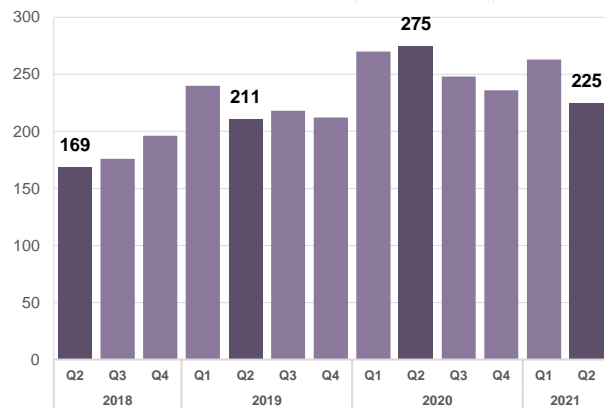
*breach of bail established in court

Stable
2 year trend

↓ -3
From prior year

972
Current year

975
Last year



4.4 Reason for bail revocation – bail breach involving further offence*

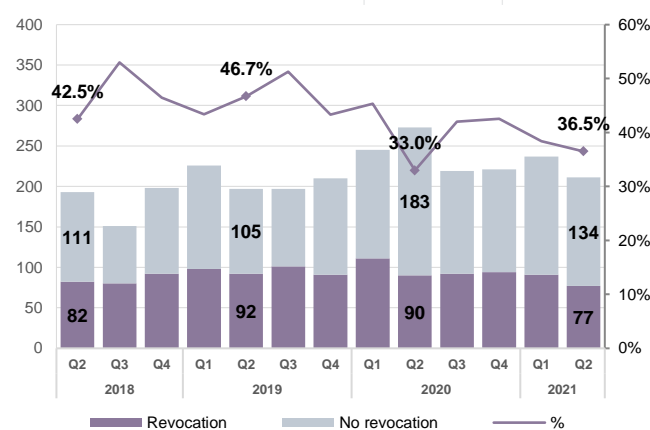
*breach of bail established in court

Stable
2 year trend

↓ -39
From prior year

354
Current year

393
Last year



4.5 Reason for bail revocation – technical bail breach

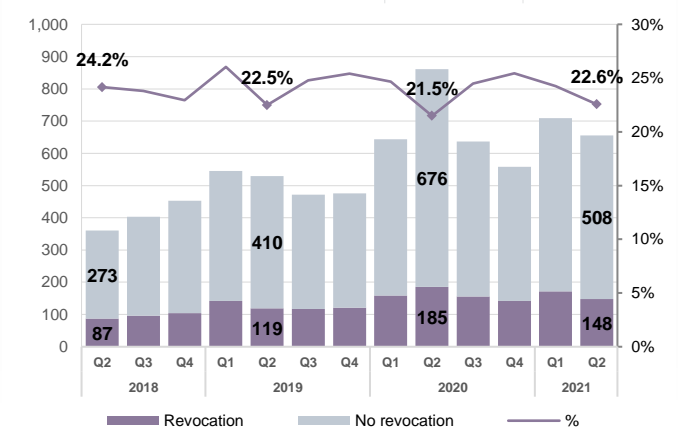
*breach of bail established in court

Stable
2 year trend

↑ +36
From prior year

618
Current year

582
Last year



5. Criminal Courts

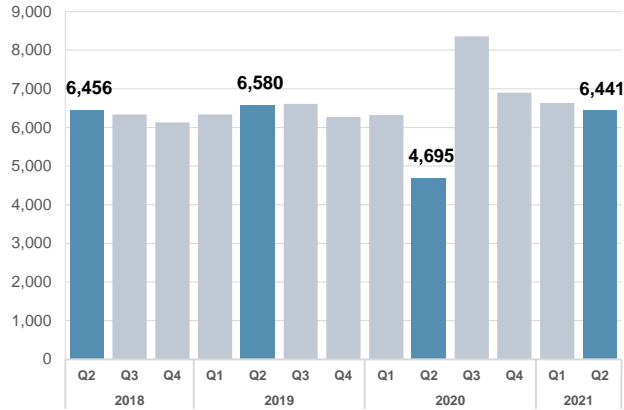
5.1 Found guilty in court

Stable
2 year trend

↑ +4,438
From prior year

28,336
Current year

23,898
Last year



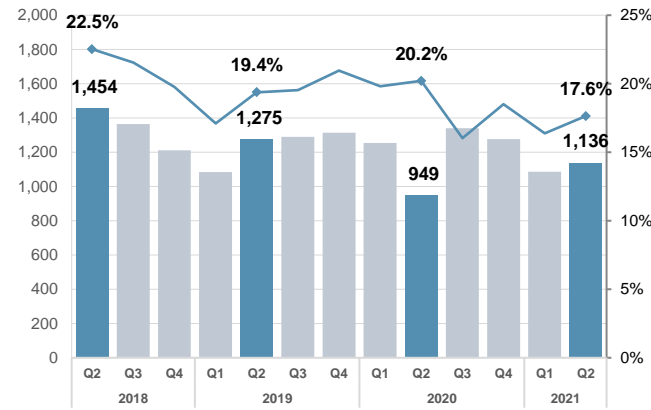
5.2 Sentenced to prison

Stable
2 year trend

↑ +31
From prior year

4,840
Current year

4,809
Last year



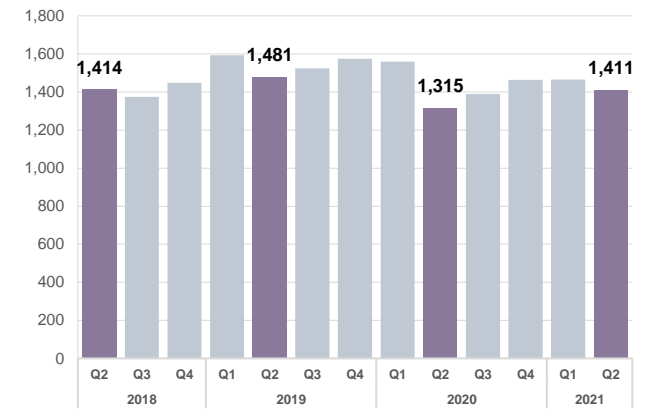
6.1 Entering custody

Stable
2 year trend

↓ -245
From prior year

5,730
Current year

5,975
Last year



6. Custody

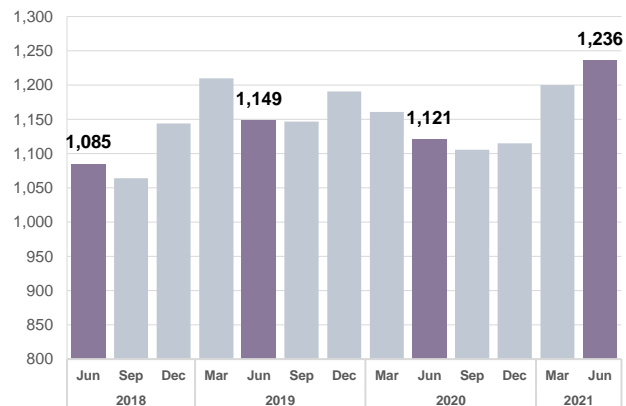
6.2 Remand custody population*

Stable
2 year trend

↑ +87
From prior year

1,236
Current year

1,149
Last year



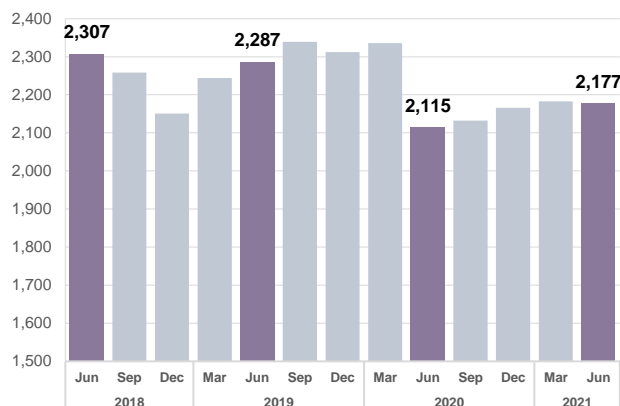
6.3 Sentenced custody population*

Down 4.8%
2 year trend

↓ -110
From prior year

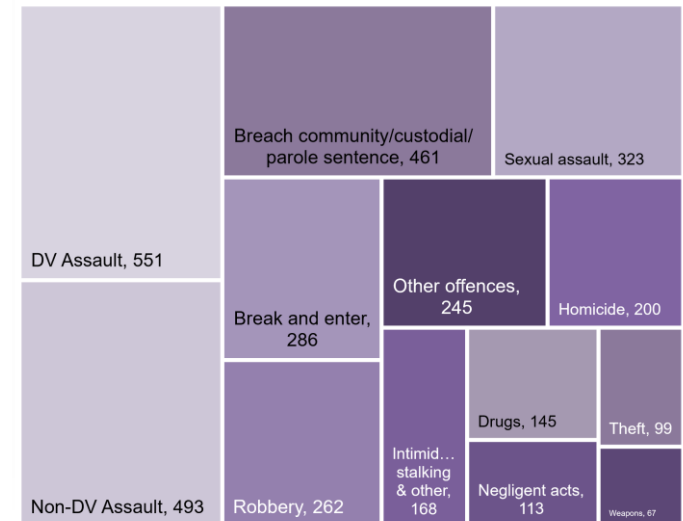
2,177
Current year

2,287
Last year



6.4 Prisoner's most serious offence

The most serious offence for which a person is imprisoned



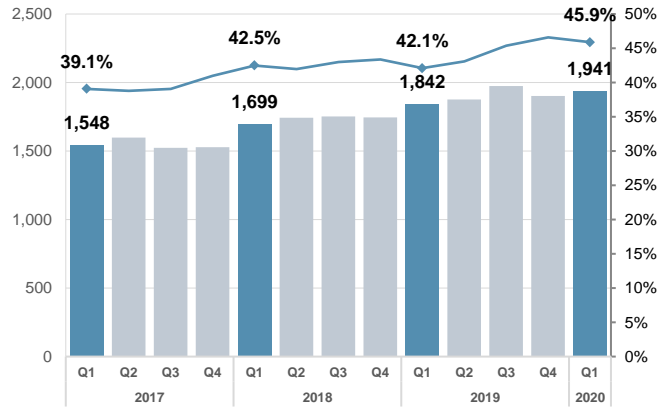
Note: data from March 2020 onwards have been impacted by COVID and may not represent a change in long term trend

*Custody population figures are counted as at midnight on the last day of the month (stock figures). Trends are calculated comparing the latest month with the same month from 2 years prior.

7.1 Reoffending among Aboriginal adults guilty in court – new proven offence

Quarterly cohort reoffending rate - Any new proven offence committed within 12 months

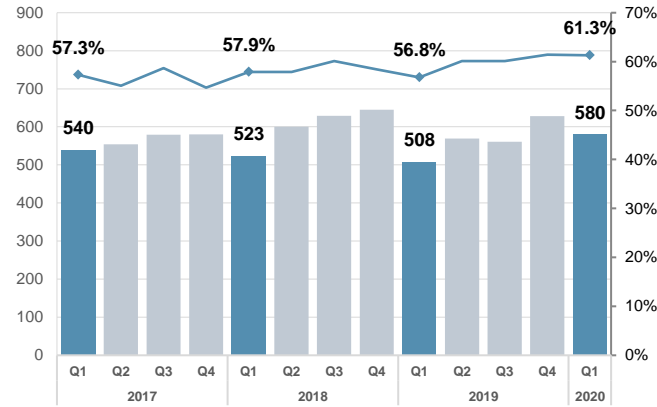
Up 99 Change year to year	45.9% Current rate	1,941 Current year	1,842 Last year
-------------------------------------	------------------------------	------------------------------	---------------------------



7.2 Reoffending among Aboriginal adults exiting custody – new proven offence

Quarterly cohort reoffending rate - Any new proven offence committed within 12 months

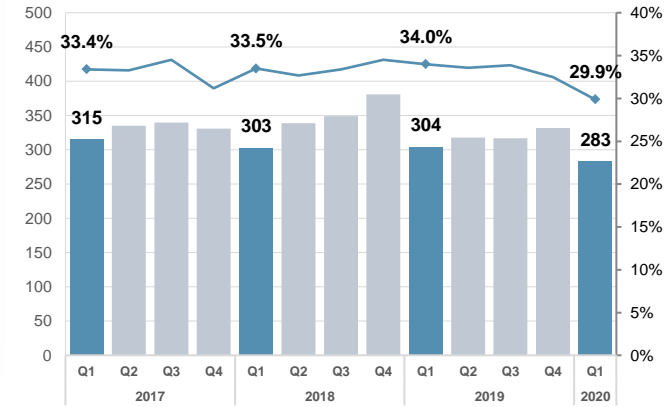
Up 72 Change year to year	61.3% Current rate	580 Current year	508 Last year
-------------------------------------	------------------------------	----------------------------	-------------------------



7.3 Reoffending among Aboriginal adults exiting custody – return to custody

Quarterly cohort reoffending rate - Return to custody for a further offence committed within 12 months

Down 21 Change year to year	29.9% Current rate	283 Current year	304 Last year
---------------------------------------	------------------------------	----------------------------	-------------------------



Measure	Definition
1.1, 1.2, 1.3 Aboriginal adults in prison	Number of Aboriginal adults held in custody, whether remanded or sentenced. Custody population figures are counted as at midnight on the last day of the month.
2.1, 2.2, 2.3 Aboriginal adults in court	Number of Aboriginal adults appearing in finalised criminal court appearances. A finalised appearance is one which has been fully determined by the court and for which no further court proceedings are required. Counts appearances finalised in the Local, District and Supreme Courts.
3.1 Police court proceedings	Number of Aboriginal adults proceeded against to court by NSW Police. This measure excludes Aboriginal adults proceeded against for a breach of bail.
4.1 Refused bail by police	Number and proportion of Aboriginal adults refused bail by the police.
4.2 Refused bail by court	Number and proportion of Aboriginal adults refused bail at their first court bail appearance.
4.3, 4.4, 4.5 Bail breaches	Number of Aboriginal adults whose bail was revoked due to a bail breach. 4.4 and 4.5 are a subset of 4.3 and show the reason for the bail breach, 4.4 where the offender committed a new offence, 4.5 a technical bail breach, such as reporting to police, curfew and residence.
5.1 Found guilty in court	Number of Aboriginal adults found guilty in finalised criminal court appearances.
5.2 Sentenced to prison	Number and proportion of Aboriginal adults sentenced to custody.
6.1 Entering custody	Number of Aboriginal adults received into custody. Excludes those held in police/court cell complexes.
6.2, 6.3 Remand and sentenced prisoners	Remand – Aboriginal adults refused bail (and small numbers granted bail but unable to meet conditions) are remanded in custody pending future court action. Sentenced - the courts have imposed custodial sentence for a proven offence.
6.4 Prisoner's most serious offence	The most serious offence type for which each young person is in custody (remand and sentenced custody). Data is shown for the most recent month.
7.1 Reoffending among Aboriginal adults guilty in court	Reoffending is defined as a further offence committed within 12 months of a proven court appearance and finalised by court appearance within 15 months (excludes those who received a custodial penalty). The quarterly reoffending rate is the proportion of Aboriginal adult offenders with a proven court appearance in a given three-month period that went on to commit a further proven offence within 12 months of the court appearance.
7.2 Reoffending among Aboriginal adults exiting custody – new proven offence	Reoffending is defined as a further offence committed within 12 months of release from sentenced custody and finalised by court appearance within 15 months. The quarterly reoffending rate is the proportion of Aboriginal adult offenders released from sentenced custody in a given three-month period that went on to commit a further proven offence within 12 months of release.
7.3 Reoffending among Aboriginal adults exiting custody – return to custody	Reoffending is defined as a further offence committed within 12 months of release from sentenced custody and finalised by court appearance within 15 months where the offender received a subsequent custodial penalty. The quarterly reoffending rate is the proportion of Aboriginal adult offenders released from sentenced custody in a given three-month period that went on to commit a further proven offence within 12 months of release and received a subsequent custodial penalty (only counts those who committed a new proven offence not parole revocations or bail refusal). 7.3 is a subset of 7.2 and shows those who were returned to custody.