

Target 13: Aboriginal women and child victims of domestic violence

QUARTERLY REPORT – DECEMBER 2022

1.1 Aboriginal women and child victims of domestic assault

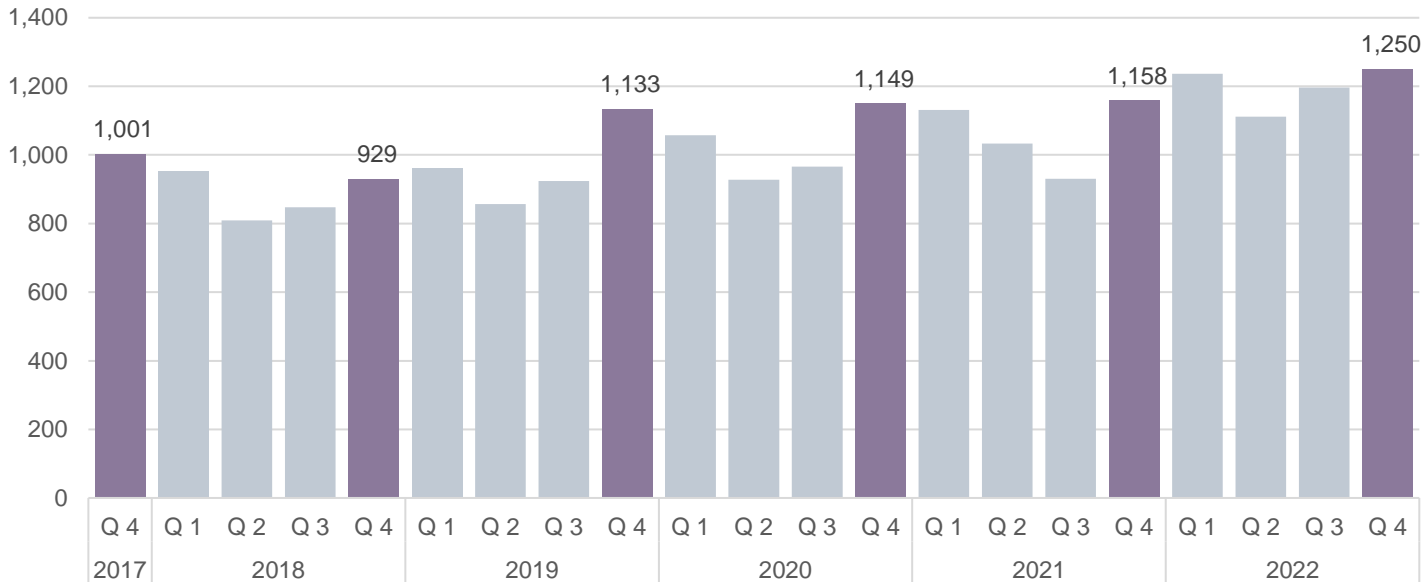
Up 12.7%
Most recent year-on-year change

↑ +541
From prior year

4,252
Prior year 2021

4,793
Current year 2022

↑ +54
From prior quarter



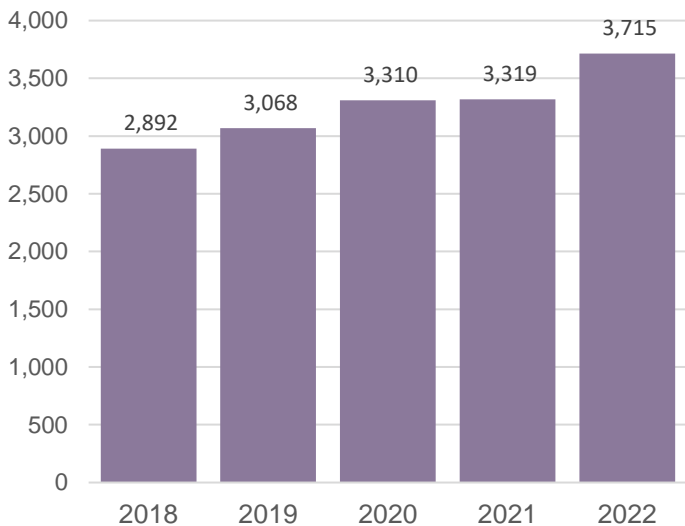
1.2 Aboriginal women victims of domestic assault

Up 11.9%
Most recent year-on-year change

+396
From prior year

3,319
Prior year 2021

3,715
Current year 2022



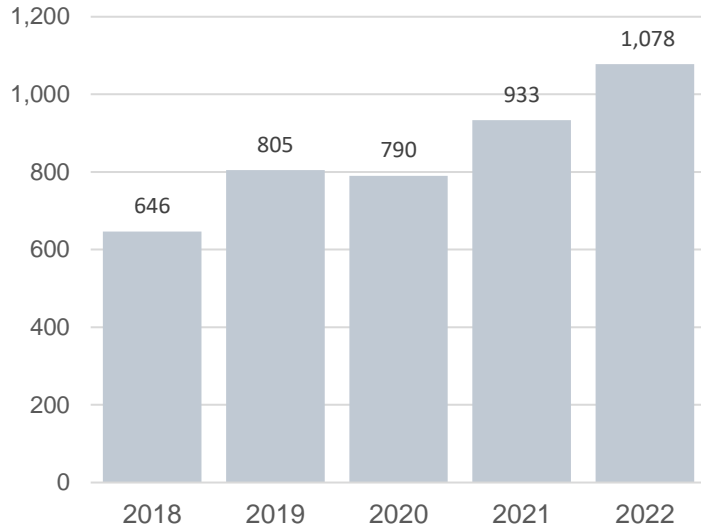
1.3 Aboriginal child victims of domestic assault

Up 15.5%
Most recent year-on-year change

+145
From prior year

933
Prior year 2021

1,078
Current year 2022



Aboriginal adult female victims, plus all Aboriginal victims under 18 years.

Note: data from March 2020 onwards have been impacted by COVID and may not represent a change in long term trend

<https://www.bocsar.nsw.gov.au>

bcsr@justice.nsw.gov.au



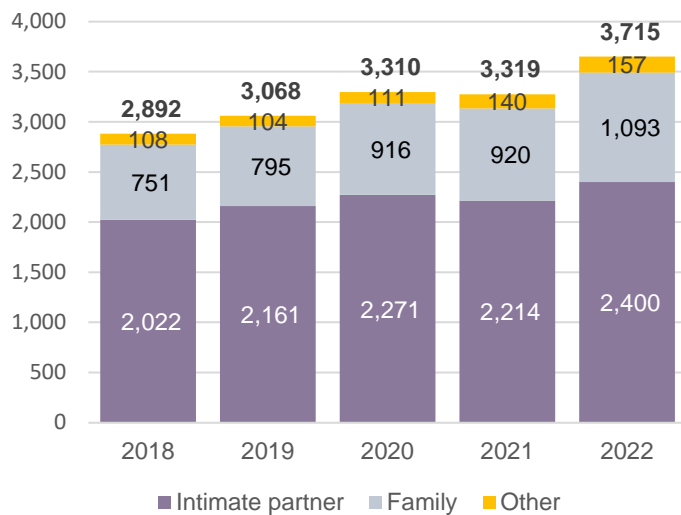
Target 13: Aboriginal women and child victims of domestic violence

QUARTERLY REPORT – DECEMBER 2022

2.1 Relationship - Aboriginal women

Current year
64.6% intimate partners

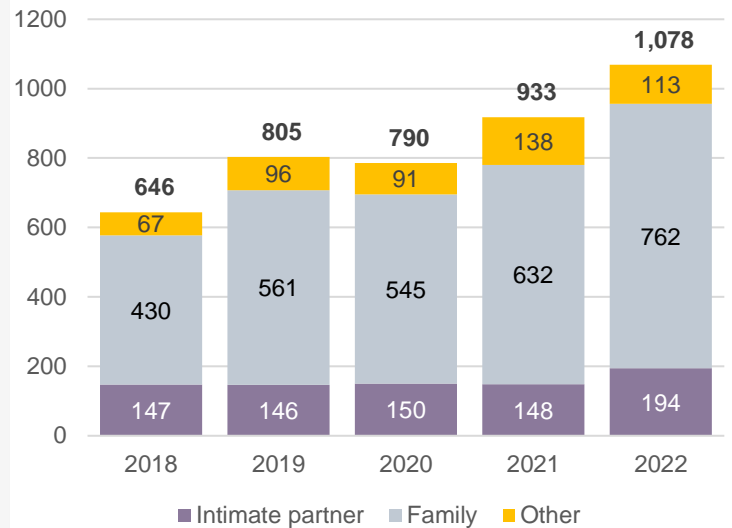
2 out of 3 women victims were assaulted by a current or former intimate partner



2.2 Relationship – Aboriginal children

Current year
70.7% family member

5 out of 7 child victims were assaulted by a **family member**, such as a parent, child, sibling or other family member



3.1 Domestic violence related offences: Aboriginal women and child victims

| Offence | 2018 | 2019 | 2020 | 2021 | 2022 | 2 Year Trend | 5 year Trend (annual average) |
|------------------------------------|-------|-------|-------|-------|-------|--------------|-------------------------------|
| DV Murder | 4 | 3 | 2 | 2 | 1 | nc | nc |
| Total DV assault | 3,538 | 3,873 | 4,100 | 4,252 | 4,793 | Up 12.7% | Up 7.9% |
| DV Grievous bodily harm | 38 | 46 | 57 | 51 | 53 | Stable | Stable |
| DV Actual bodily harm | 1,031 | 1,143 | 1,226 | 1,165 | 1,375 | Up 18.0% | Up 7.5% |
| DV Assault common | 2,468 | 2,684 | 2,815 | 3,035 | 3,365 | Stable | Up 8.1% |
| DV Intimidation/stalking | 1,610 | 1,894 | 2,278 | 2,598 | 2,907 | Up 11.9% | Up 15.9% |
| Breach ADVO | 2,309 | 2,697 | 3,311 | 3,660 | 4,131 | Up 12.9% | Up 15.7% |
| Final ADVOs Issued | 5,423 | 5,833 | 5,844 | 6,052 | 6,437 | Stable | Up 4.4% |
| Adult sexual offences* | 324 | 358 | 425 | 436 | 524 | Stable | Up 12.8% |
| Child sex offences* | 1,266 | 1,569 | 1,473 | 1,366 | 1,340 | Stable | Stable |
| Reported via Child Protection Line | 728 | 950 | 934 | 693 | 497 | Down 28.3% | Down 9.1% |
| Reported to police | 538 | 619 | 539 | 673 | 843 | Stable | Up 11.9% |

Aboriginal adult female victims, plus all Aboriginal victims under 18 years.

Note: Sexual offences include all sex offences not just those perpetrated by someone in a domestic relationship with the victim.

<https://www.bocsar.nsw.gov.au>

bcsr@justice.nsw.gov.au



Target 13: Aboriginal women and child victims of domestic violence

QUARTERLY REPORT – DECEMBER 2022

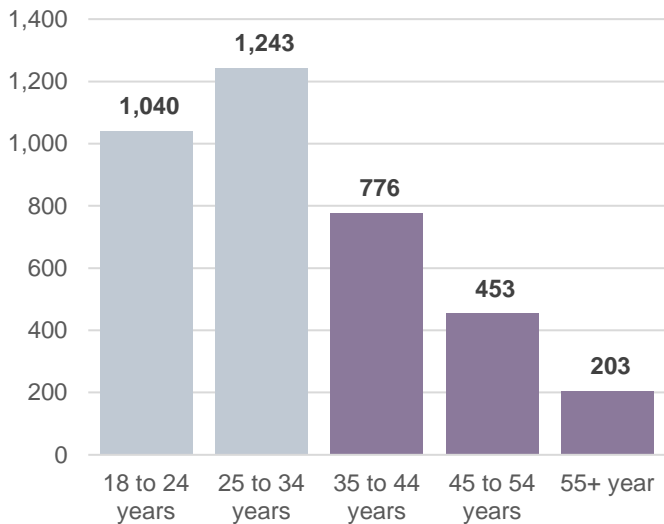
4.1 Age profile of Aboriginal women victims, 2022

61.5%

Aged 18 to 34 years

The majority of Aboriginal adult female victims are young, aged under 35 years.

Age group



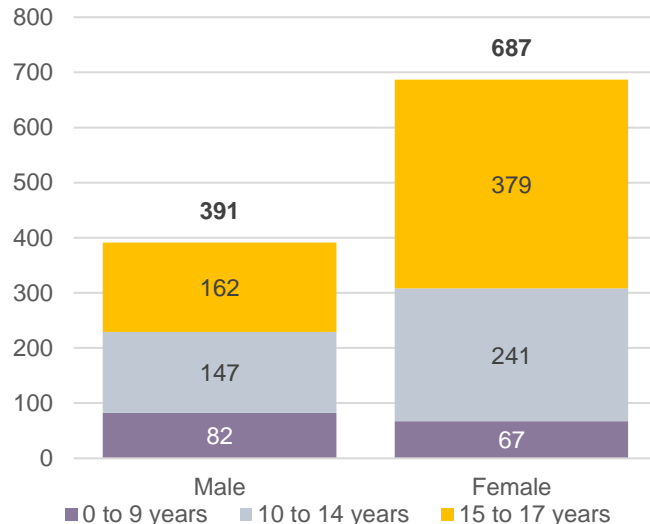
4.2 Age and gender profile of Aboriginal child victims, 2022

63.7%

Female

The majority of young Aboriginal victims are female

Gender



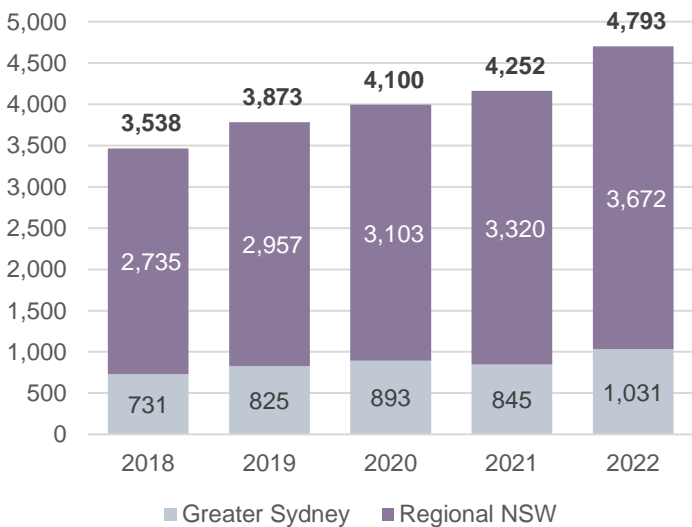
4.3 Urban/Regional location of victims, 2022

76.6%

Reside in Regional NSW

The overwhelming majority of victims reside in **Regional areas**

Residential location



4.4 Regions with highest rate of victims, 2022

| Local Government Area | Rate | Ratio | Number |
|-----------------------|---------|-------|--------|
| Bourke | 21074.4 | 8.6 | 102 |
| Wentworth | 13896.5 | 5.7 | 51 |
| Central Darling | 13679.2 | 5.6 | 58 |
| Walgett | 11673.2 | 4.8 | 90 |
| Moree Plains | 11481.1 | 4.7 | 200 |
| Broken Hill | 9037.7 | 3.7 | 108 |
| Brewarrina | 8444.4 | 3.5 | 38 |
| Sydney | 7213.5 | 3.0 | 124 |
| Nambucca Valley | 5386.0 | 2.2 | 60 |
| Armidale Regional | 5114.0 | 2.1 | 83 |

* With 30 or more recorded victims

Aboriginal adult female victims, plus all Aboriginal victims under 18 years.

Note: data from March 2020 onwards have been impacted by COVID and may not represent a change in long term trend

<https://www.bocsar.nsw.gov.au>

bcsr@justice.nsw.gov.au



Target 13: Aboriginal women and child victims of domestic violence

QUARTERLY REPORT – DECEMBER 2022

5.1 Aboriginal offenders proceeded against for domestic violence assault

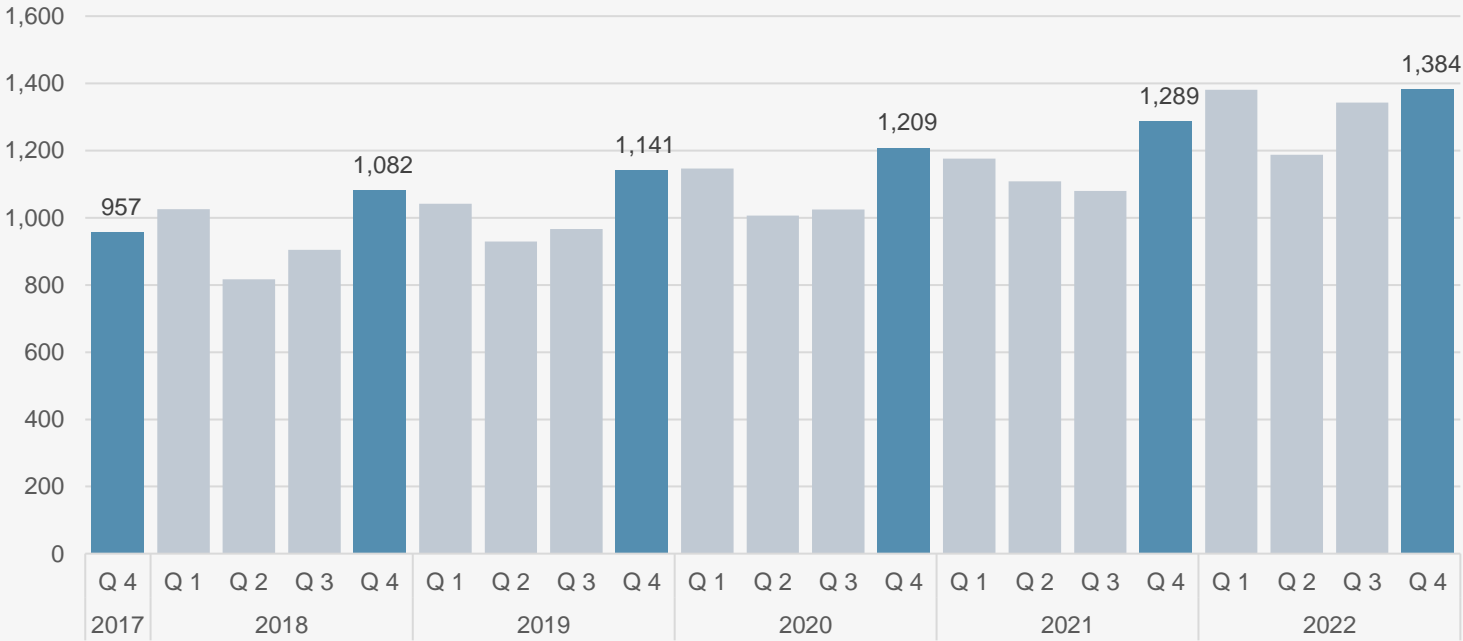
Up 13.8%
Most recent year-on-year change

↑ +642
From prior year

4,654
Prior year 2020

5,296
Current year 2021

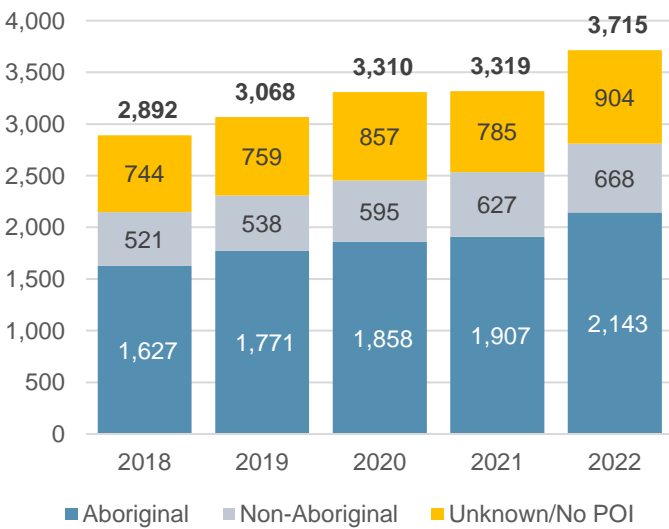
↑ +41
From prior quarter



5.2 Aboriginal women victims of domestic violence assault by the alleged offenders Aboriginality

Current year
76.2% Aboriginal offender

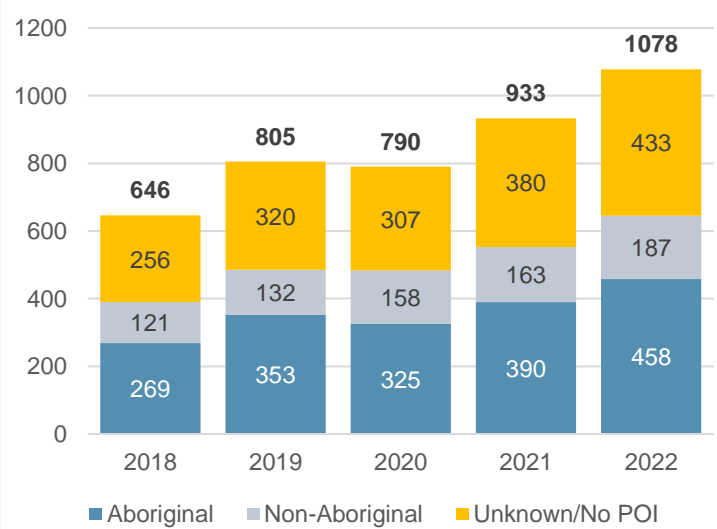
Aboriginal women were more frequently victimised by an **Aboriginal offender**



5.3 Aboriginal child victims of domestic violence assault by the alleged offenders Aboriginality

Current year
70.9% Aboriginal offender

Almost three-quarters of Aboriginal children were victimised by an **Aboriginal offender**



Aboriginal adult female victims, plus all Aboriginal victims under 18 years.

Note: data from March 2020 onwards have been impacted by COVID and may not represent a change in long term trend

<https://www.bocsar.nsw.gov.au>
bcsr@justice.nsw.gov.au



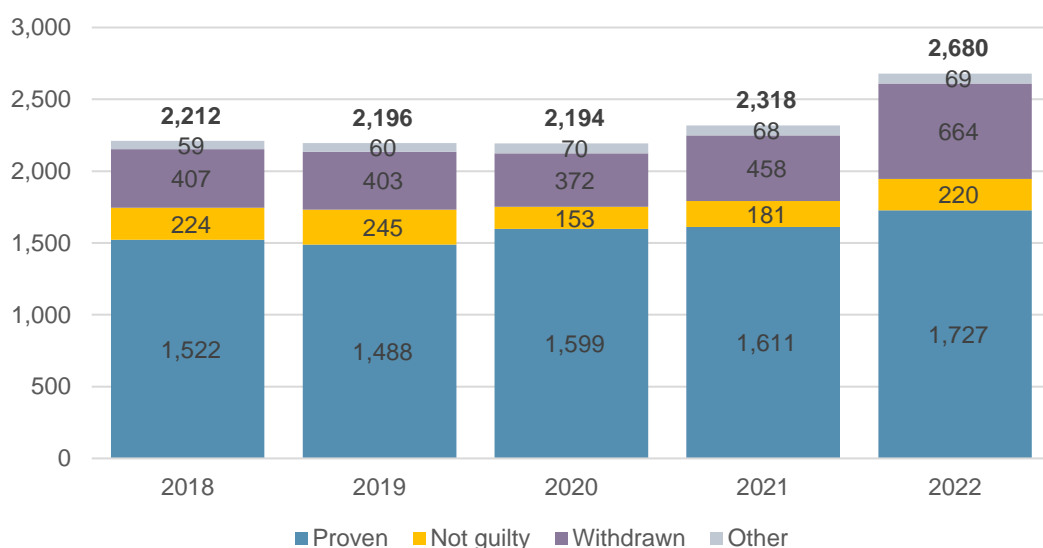
Target 13: Aboriginal women and child victims of domestic violence

QUARTERLY REPORT – DECEMBER 2022

6.1 Aboriginal defendant's appearing in finalised domestic violence related court appearances by offence type

| Most serious charge | 2018 | 2019 | 2020 | 2021 | 2022 | 2 Year Trend | 5 year Trend (annual average) |
|--------------------------|-------|-------|-------|-------|-------|--------------|-------------------------------|
| DV Assault | 2,212 | 2,196 | 2,194 | 2,318 | 2,680 | Stable | Up 4.9% |
| DV Intimidation/stalking | 1,172 | 1,330 | 1,553 | 1,687 | 2,059 | Up 22.1% | Up 15.1% |
| Breach ADVO | 1,246 | 1,323 | 1,620 | 1,820 | 2,084 | Up 14.5% | Up 13.7% |
| Adult sexual offences* | 210 | 220 | 202 | 212 | 257 | Up 21.2% | Up 5.2% |
| Child sex offences* | 173 | 161 | 154 | 190 | 164 | Stable | Stable |

6.2 Court outcomes for Aboriginal defendant's appearing in finalised domestic assault appearances

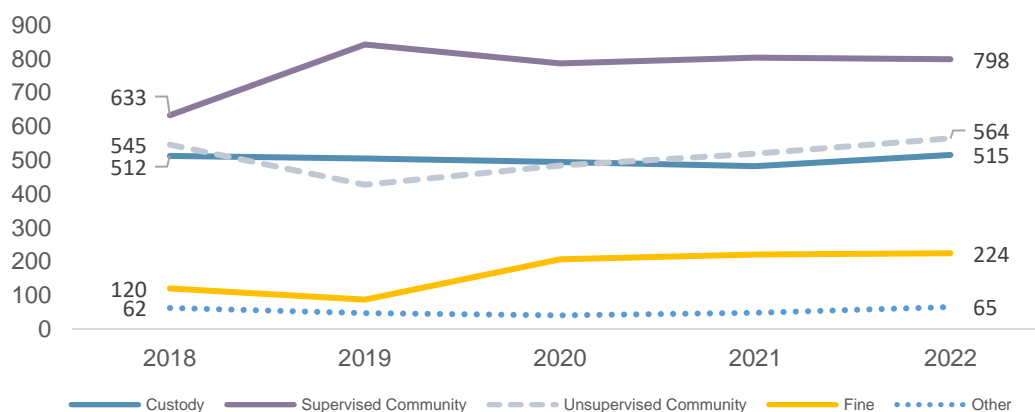


Most recent year-on-year change

- Other* - Stable
- Withdrawn by the prosecution – Up 206 (+45.0%)
- Not guilty – Up 39 (+21.5%)
- Proven – Up 116 (+7.2%)

*Other includes dismissed for mental health and otherwise disposed of

6.3 Penalties for Aboriginal defendant's found guilty of domestic assault



Most recent year-on-year change

- Supervised community – Down 5 (-0.6%)
- Unsupervised community – Up 45 (+8.7%)
- Custody – Up 33 (+6.8%)
- Fine - Up 3 (+1.4%)

Note: data from March 2020 onwards have been impacted by COVID and may not represent a change in long term trend

Note: Sexual offences include all sex offences not just those perpetrated by someone in a domestic relationship with the victim.

<https://www.bocsar.nsw.gov.au>

bcsr@justice.nsw.gov.au



Target 13: Aboriginal women and child victims of domestic violence

QUARTERLY REPORT – DECEMBER 2022

Glossary

| Measure | Definition |
|--|--|
| 1.1, 1.2, 1.3 Target 13 | Number of Aboriginal adult women (aged 18+ years) or Aboriginal children (aged 0-17 years) recorded as victims of domestic assault by the NSW Police. |
| 2.1, 2.2 Relationship | Shows the relationship recorded by the NSW Police between the victim and the offender in a domestic assault incident. Intimate partner includes: Current and ex spouses, current and ex partners, current and ex boyfriend/girlfriend. Family includes: Parents, children (including step, and foster), siblings, other family members (including kin) Other domestic relationship: Persons living in the same household/residential facility, carer, person in authority, other domestic relationship (e.g. partner's ex partner). |
| 3.1 Domestic and sexual violence offences | Number of Aboriginal adult women (aged 18+ years) and Aboriginal children (aged 10-17 years) recorded as victims of selected domestic and/or sexual violence offences by the NSW Police. |
| 4.1 4.2 Demographics | Age and gender profile of Aboriginal adult women (aged 18+ years) and Aboriginal children (aged 0-17 years) recorded as victims of domestic assault by the NSW Police. |
| 4.3 4.4 Regional breakdown | Where do Aboriginal adult women (aged 18+ years) and Aboriginal children (aged 0-17 years) reside. Rate: Rate per 100,000 population (Aboriginal women and Aboriginal children). Population based on 2021 ABS Census. Ratio: Ratios are a comparison of NSW LGA rates per 100,000 population to the NSW rate per 100,000 population. A ratio of one indicates parity with the State rate. |
| 5.1 5.2 5.3 Offenders | Number of Aboriginal offenders proceeded against by the NSW Police for domestic assault. 5.2 5.3 show the proportion of Aboriginal offenders where there is a known offender |
| 6.1 Appearing in court | Number of Aboriginal adults appearing in finalised domestic violence related court appearances. |
| 5.3 Court outcomes | Court outcomes for Aboriginal adults appearing in finalised domestic assault court appearances. |
| 6.3 Penalties | Principal penalty for Aboriginal adults found guilty of a domestic assault |