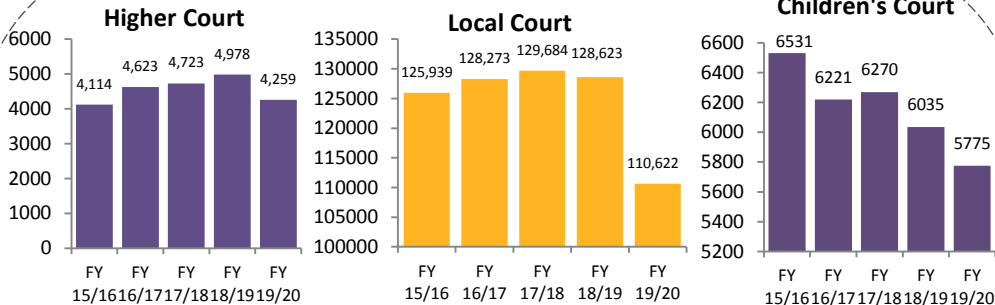


Court workload

Court finalisations by jurisdiction



- ❖ In FY 2019/20, NSW criminal courts finalised 322, 434 charges against 120, 656 defendants. That is 15,928 fewer defendants than in FY 2015/16 (down 11.7%) and 18,980 fewer than in FY 2018/19.
- ❖ In FY 2019/20, 90.4% of defendants were found guilty of at least one charge.
- ❖ In 2020 substantial changes were made to the operation of NSW Courts in response to COVID 19. These changes lead to a general decline in the number of finalisations and time to justice in the Local Court.

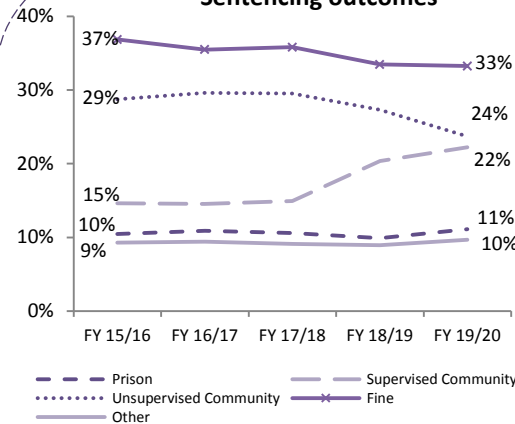
Persons with finalised matters by most serious charge type

Principal offence	Jul 2015 - Jun 2016	Jul 2016 - Jun 2017	Jul 2017 - Jun 2018	Jul 2018 - Jun 2019	Jul 2019 - Jun 2020	2 Year Trend	5 Year Trend
Homicide and related	184	196	202	228	195	stable	stable
Acts intended to cause injury	22484	23447	23714	23533	21291	stable	stable
Sexual assault	1701	1972	2038	2208	2189	stable	6.5%
Dangerous or negligent acts	3648	3555	3587	3310	3040	stable	-4.5%
Abduction/harassment	871	898	853	867	854	stable	stable
Robbery & extortion	1050	884	967	1064	1144	stable	stable
Break and enter	2699	2737	2676	2577	2455	stable	-2.3%
Theft and related offences	8405	8740	8181	8411	8215	stable	stable
Fraud and deception	4025	4687	4725	4486	4101	-8.6%	stable
Illicit drug offences	13228	13580	13827	14344	12472	stable	stable
Weapons/explosives	2297	2329	2277	2659	2736	stable	4.5%
Property damage	3943	3995	3938	3818	3396	stable	-3.7%
Public order offences	4892	5014	4847	4865	4681	stable	stable
Traffic/vehicle offences	43320	41261	43084	41207	29615	-28.1%	-9.1%
Against justice procedures	21973	23882	23932	24164	22436	stable	stable
Miscellaneous offences	1864	1940	1829	1895	1836	stable	stable

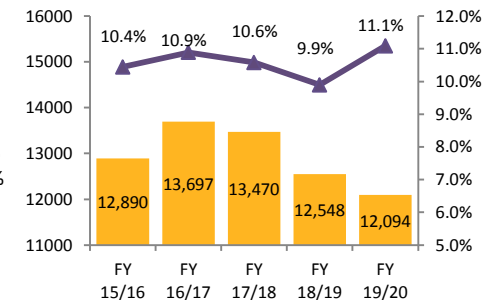
- ❖ Most of the decline in persons with finalised matters since FY 2018/19 has come from the categories of:
 - Traffic and vehicle regulatory offences (down 11,592 persons)
 - Acts intended to cause injury (down 2,242 persons)
 - Illicit drug offences (down 1,872 persons)
 - Offences against justice procedures (e.g. breaches of court orders) (down 1,728 persons)

Sentencing

Sentencing outcomes



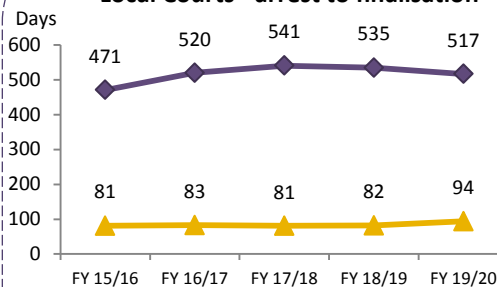
Number and % sentenced to prison



- ❖ The most common principal penalty imposed by the NSW Criminal Courts in FY 2019/20 was a fine (33% received this penalty), followed by an unsupervised community based order, such as a community corrections order without supervision (24%).
- ❖ The number of offenders sentenced to supervision in the community has increased by 34% between FY 2015/16 and FY 2019/20, up 6,208, from 18,038 to 24,246.
- ❖ Between FY 2015/16 and FY 2019/20, the annual number of convicted offenders receiving a custodial penalty (prison or juvenile detention) decreased from 12,890 to 12,094, or 6%.

Court delay

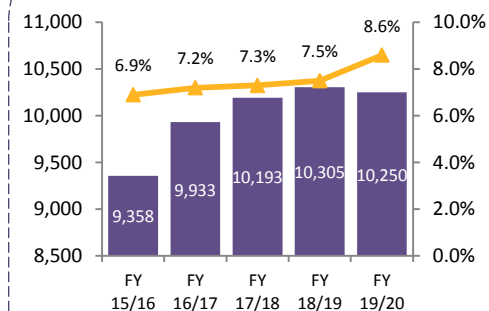
Median delay in the District and Local Courts - arrest to finalisation



- ❖ In the NSW District Court, median days from arrest to finalisation rose 10% from 471 days in FY 2015/16 to 517 days in FY 2019/20.
- ❖ In the NSW Local Court, the median days from arrest to finalisation rose 16% from 81 days in FY 2015/16 to 94 days in FY 2019/20.

Bail refusal rates

Number and % refused bail



- ❖ Since FY 2015/16 the proportion of defendants bail refused when they appeared in court increased by 1.1 percentage points, from 6.9% (9,358 persons) in FY 2015/16 to 8.6% in FY 2019/20 (10,250 persons).