

Incidents

Possession and/or use of:	2017	2018	2019	2020	2021	2 year trend & annual % change	5 year trend & annual % change
Cannabis	18,123	17,252	17,722	18,177	16,099	Stable	Down 2.9%
Amphetamines	6,499	7,199	8,083	8,049	7,352	Stable	Up 3.1%
Other drugs	4,266	5,058	5,769	6,726	6,520	Stable	Up 11.2%
Cocaine	1,908	2,363	2,502	2,141	2,325	Stable	Up 5.1%
Ecstasy	2,679	2,860	2,590	1,462	528	Down 63.9%	Down 33.4%
Narcotics	944	1,046	1,234	1,316	1,208	Stable	Up 6.4%
Total	34,419	35,778	37,900	37,871	34,032	Down 10.1%	Stable

Persons of Interest (POI)



In the **12 months** to December 2021: Cannabis accounted for **57%** of drug possession proceedings.

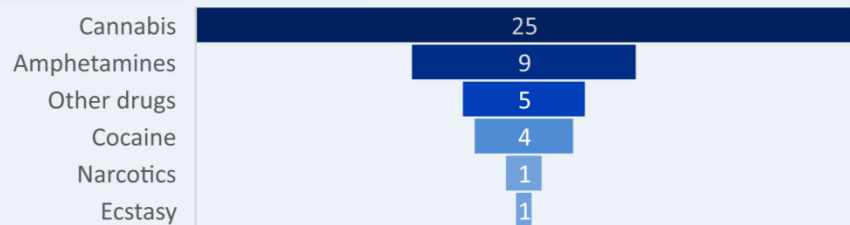


In 2021, **16,276** persons were proceeded against by police for drug possession and/or use. Of these

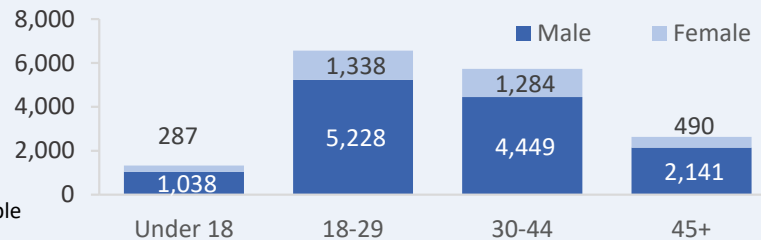
- 79% were male.
- 8% were under 18 years.
- 40% were 18-29 years.

*excludes six persons of unknown age or gender

Daily average # of POIs proceeded against by drug type, 2021



POIs proceeded against by age and gender*, 2021



* POIs are not a count of unique offenders. Where an individual is involved in multiple criminal incidents throughout the year they will appear as a POI multiple times.

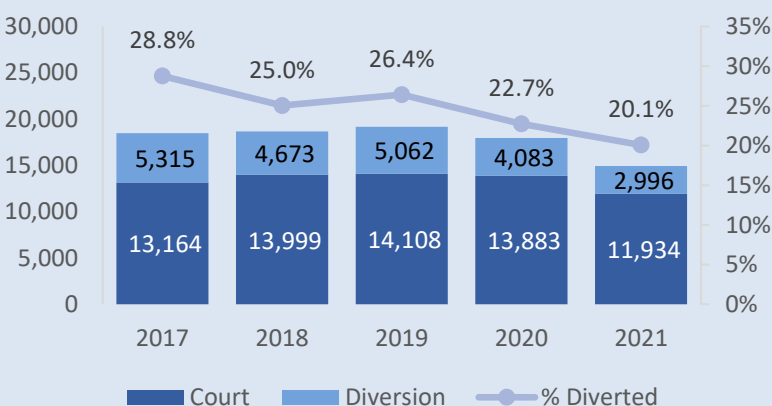
Method of proceeding



In the **12 months** to December 2021:

- 80% of adults proceeded to court, and 20% were diverted.
- 16% of youth proceeded to court, and 84% were diverted.

Adult POIs: Method of proceeding



In the **five years** to December 2021:

- The proportion of adult diverted went down by 8.6 percentage points.
- The proportion of young people diverted increased by 4.1 percentage points.

Juvenile POIs: Method of proceeding

