

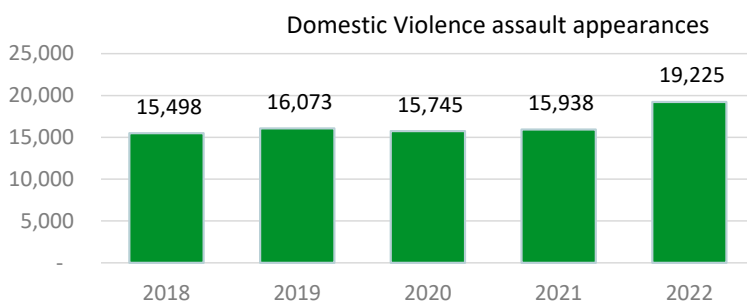
Domestic Violence assault: court processes and outcomes in the NSW Criminal Justice System, 2018-2022

FINALISED COURT APPEARANCES



In 2022 there were **19,225** finalised court appearances involving a Domestic Violence assault charge; a 21% increase from the previous year.

The increase in 2022 was partly due to the Local Court 'catching-up' on matters that had been suspended due to the pandemic.



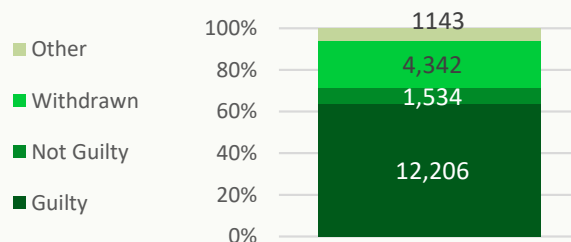
COURT OUTCOMES

Of the 19,225 persons appearing in court with a Domestic Violence assault charge in 2022:



- **12,206 (64%)** were found guilty of at least one offence
- **1,534 (8%)** were found not guilty of any offence
- **4,342 (23%)** had all charges withdrawn
- **1,143 (6%)** had an 'other' outcome*

Outcome^ of DV assault appearances, 2022

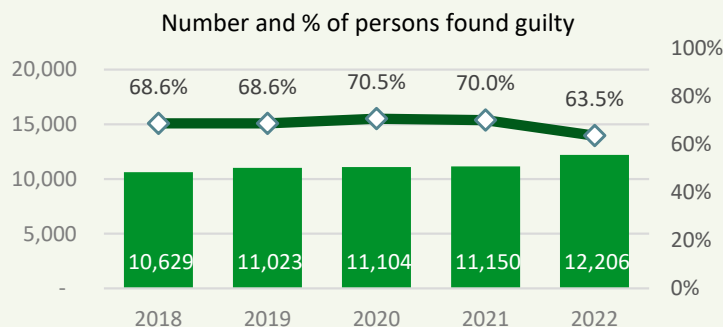


*dismissed by lower courts due to mental illness and otherwise disposed of.

PROVEN APPEARANCES

The **number** of people with a Domestic Violence assault charge found guilty of at least one offence increased by **15%** over the five years 2018 to 2022 (from 10,629 to 12,206).

The proportion **found guilty** decreased by **5.1 percentage points** from 2018 to 2022. This decline was partly due to an increase in matters withdrawn by the prosecution in 2022.

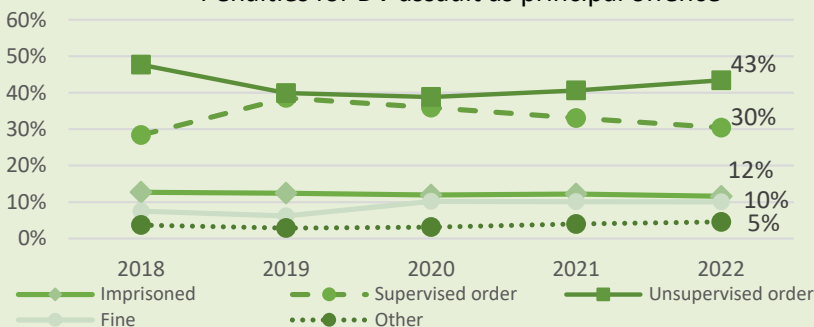


PENALTIES

In 2022, there were **8,683** offenders convicted of Domestic Violence assault as the principal proven offence:

- **11.6% (1,005)** were sentenced to prison (average prison sentence = 7.6 months)
- **30.4% (2,640)** received a supervised community order

Penalties for DV assault as principal offence



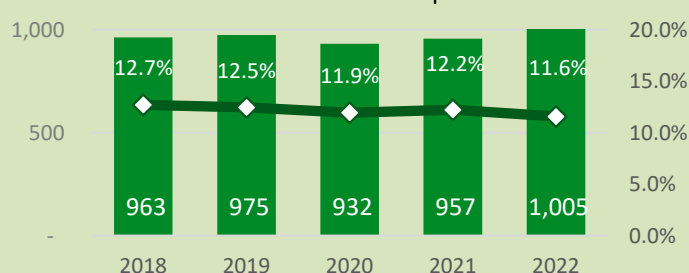
PRISON SENTENCES



The number of people sentenced to prison for Domestic Violence assault increased by **4.4%** over the five years 2018 to 2022.

The percentage imprisoned has fallen slightly over the past five years.

Number and % sentenced to prison for DV assault



Note: The term 'persons' is used here to referred to finalised court appearance rather than distinct persons.