

Domestic Violence assault: court processes and outcomes in the NSW Criminal Justice System, 2016-2020

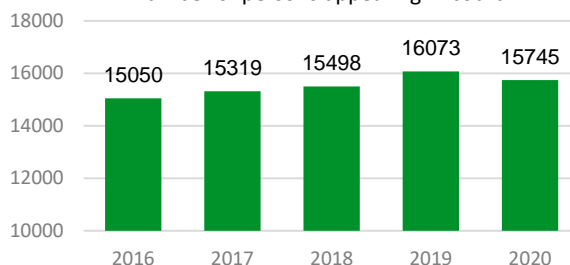
COURT APPEARANCES



In the last 12 months, **15745** people appeared in court for DV assault

The fall in number of finalised appearances from 2019-2020 is due in part measures introduced in response to COVID-19.

Number of persons appearing in court



COURT OUTCOMES

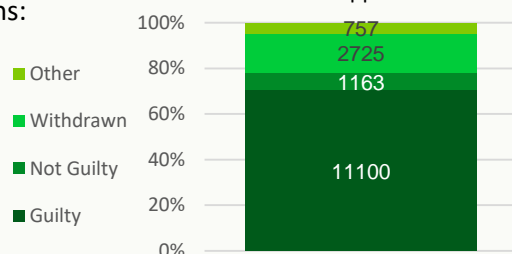
Of the **15745** persons charged in the past 12 months:



- 11100 (70.5%)** were found guilty
- 1163 (7.4%)** were found not guilty
- 2725 (17.3%)** had all charges withdrawn
- 757 (4.8%)** had an other outcome*

*dismissed by lower courts due to mental illness and otherwise disposed of

Outcome of DV assault appearances



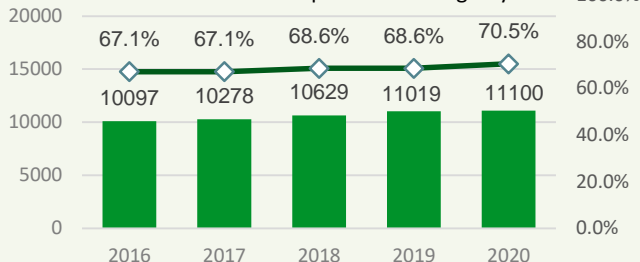
PROVEN APPEARANCES



The number of people found guilty of DV assault increased by **9.9%**

The proportion found guilty has also increased by **3.4** percentage points.

Number and % of persons found guilty



PENALTIES

Of those found guilty:

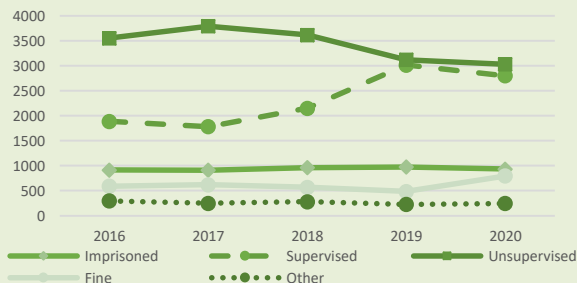
932 (11.9%) were sentenced to prison (average prison sentence = **8.1** months)

2801 (35.9%) received a supervised community sentence

Changes to the distribution of penalty type from 2019 onwards reflects changes sentencing reforms introduced September 2018.



Penalties



PRISON SENTENCES



The number of people sentenced to prison for DV assault decreased by **1.9%**

The percentage imprisoned also decreased.

Number and % sentenced to prison

