

# Domestic & Family Violence in NSW, 2018-2022

## DOMESTIC VIOLENCE INCIDENTS

In 2022, **33,410** Domestic Violence-related assault incidents were recorded by the NSW Police Force.

Two year trend to Dec 2022

**Stable**

Five year trend to Dec 2022

**Up 3.0%**

Annual average % change

|   | 2018   | 2019   | 2020   | 2021   | 2022   | 2 year trend annual % change | 5 year trend annual % change |
|---|--------|--------|--------|--------|--------|------------------------------|------------------------------|
| <b>Total DV assault</b>                           | 29,718 | 31,337 | 32,261 | 32,125 | 33,410 | <b>Stable</b>                | <b>3.0%</b>                  |
| <b>DV Assault Grievous Bodily Harm</b>            | 343    | 358    | 405    | 363    | 358    | <b>Stable</b>                | <b>Stable</b>                |
| <b>DV Assault Actual Bodily Harm</b>              | 7,869  | 8,197  | 8,634  | 8,616  | 9,127  | <b>Stable</b>                | <b>3.8%</b>                  |
| <b>DV Assault Common</b>                          | 21,498 | 22,777 | 23,210 | 23,133 | 23,910 | <b>Stable</b>                | <b>2.7%</b>                  |
| <b>DV Intimidation, stalking and harassment</b>   | 14,540 | 16,172 | 17,886 | 19,408 | 20,816 | <b>7.3%</b>                  | <b>9.4%</b>                  |
| <b>DV Malicious damage to property</b>            | 10,061 | 10,426 | 10,808 | 10,511 | 10,693 | <b>Stable</b>                | <b>Stable</b>                |
| <b>Breach Apprehended Domestic Violence Order</b> | 15,155 | 17,058 | 18,979 | 20,098 | 21,342 | <b>6.2%</b>                  | <b>8.9%</b>                  |

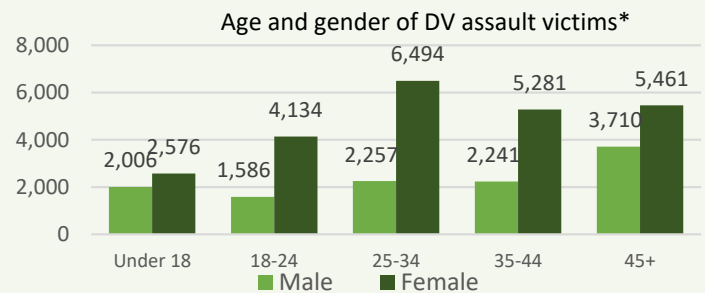
Includes incidents flagged by the NSW Police Force as domestic violence related, based on relationship between victim and offender including current and ex intimate partner, family member and other domestic relationships.

## VICTIMS OF DOMESTIC VIOLENCE ASSAULT

In the 12 months to December 2022 there were **35,990** victims of DV assault recorded by police:



- **13%** were children/young people.
- **87%** were adults.
- Persons 25-34 account for **28%** of adult victims.
- **56%** of child victims were female.
- **69%** of adult victims were female.



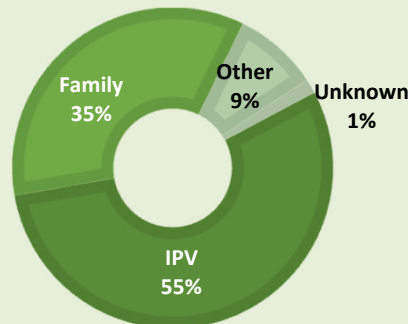
\*Excludes 244 victims with missing age or gender

## RELATIONSHIP BETWEEN OFFENDER AND VICTIM OF DV ASSAULT



**Intimate Partner Violence (IPV)** accounts for over half of DV assault victims; **55%**

**Family violence** accounts for over one third of DV assault victims; **35%**



**Intimate Partner Violence (IPV):** current & ex spouse/partner, current & ex boy/girl friend.

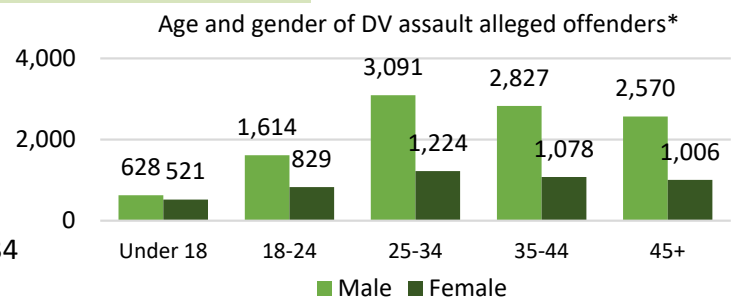
**Family Violence:** child, parent, sibling, other family member.

**Other:** carer, housemate, persons in authority, other (e.g. ex-partner of partner).

## DOMESTIC VIOLENCE ASSAULT PERSONS OF INTEREST (POIs)\*

In the 12 months to December 2022 there were **15,409** alleged offenders legally proceeded against by police:

- **70%** of alleged offenders were male.
- **28%** of alleged offenders were aged 25-34 years.



\*Excludes 21 persons with missing age or gender

Note: Alleged offenders are Persons of interest (POIs) legally proceeded against by police for a criminal incident. Where an individual is involved in multiple criminal incidents throughout the year they will appear as a POI multiple times.