

# Domestic Violence-related murder in NSW

## LONG TERM TREND: 20 YEARS FROM 2002 TO 2021

20 Year Trend\*

**Down 2.7%**  
average per year

Number of DV murder victims 2021

**21 victims**

Rate per  
1,000,000

DV-related murder victims  
(12 months ending December)

Number



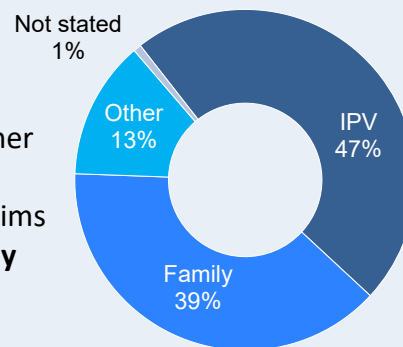
## RELATIONSHIP BETWEEN VICTIM AND PERPETRATOR (PAST 5 YEARS)



In the five years to December 2021:

- **43%** of all NSW murders were DV related (137 of 317 total murder victims).
- **Almost half** DV murders involved intimate partner violence (IPV) – 47% or 65 victims
- **71%** of IPV murder victims were female - 46 victims
- More than **one third of DV murders were Family violence** – 39% or 53 victims
- **51%** of family murder victims were female - 27 victims

DV murder victims 2017 to 2021, n=137



**Intimate Partner Violence (IPV):** current & ex spouse/partner, current & ex boy/girl friend.

**Family Violence:** child, parent, sibling, other family.

**Other:** carer, housemate, persons in authority, other (e.g. ex-partner of partner).

## LONG TERM TREND IN INTIMATE PARTNER RELATED MURDER

20 Year Trend\*

**STABLE**

Number of Intimate partner DV murder victims 2021

**9 victims**

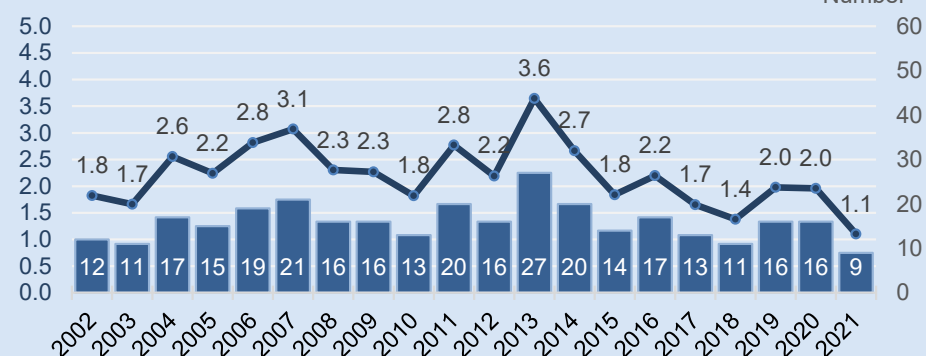
In the 20 years from 2002 to 2021 the annual rate for intimate partner murder was:

- highest in 2013 (3.6 per 1,000,000 population, 27 victims)
- lowest in 2021 (1.1 per 1,000,000 population, 9 victims)

Rate per  
1,00,000

Intimate partner violence-related murder  
(12 months ending December)

Number



\*trend calculated on annual rate per 1,000,000

Note: Data based on reports recorded by the NSW Police Force

## SEX OF DV MURDER VICTIM - 5 YEARS FROM 2017 TO 2021<sup>^</sup>

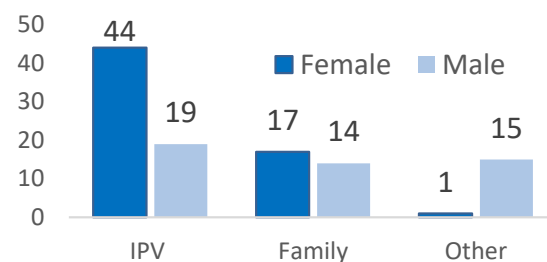
In the five years to December 2021:

Among adult DV-related murder victims:

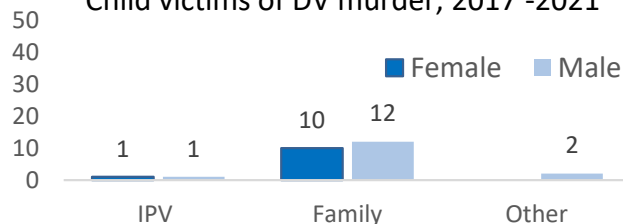
- Just over half were female (56%)
- Among adult **intimate partner** murder victims, 70% were female
- Slightly more than half adult **family violence** murder victims were female – 55%
- DV murder victims involving people an ‘other’ known domestic relationship were overwhelmingly men – 94%

Child DV-related murder victims included a similar number of male and female victims – 42% were female

Adult victims of DV murder, 2017 -2021



Child victims of DV murder, 2017 -2021



## AGE OF MURDER VICTIMS - 5 YEARS FROM 2017 TO 2021

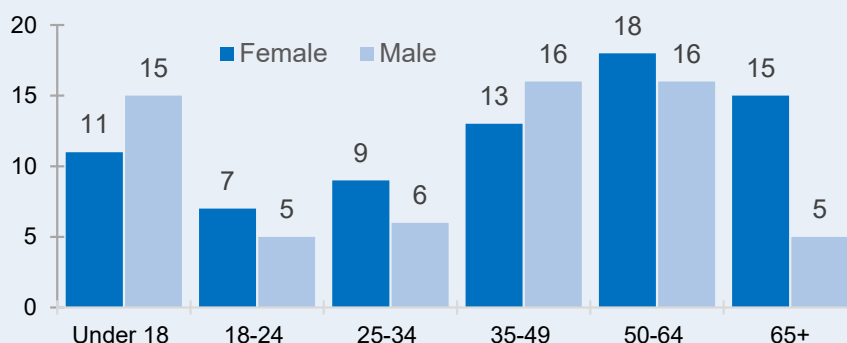


### DV-related murder victims

- **19%** were children/ young people.
- **42%** of child victims were female.
- **80%** were adult. Persons 50+ years accounted for **49%** of adult victims.
- **56%** of adult victims were female.

\*one victim of unknown age

DV-related murder victims by age\*, n=136



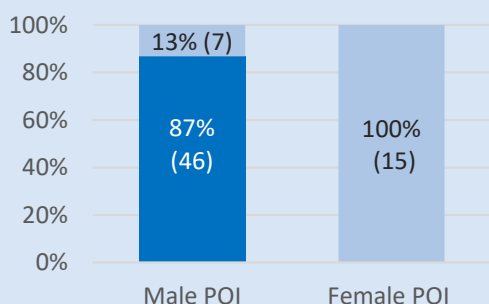
## PERPETRATORS OF DV MURDER BY SEX OF VICTIM - 5 YEARS FROM 2017 TO 2021

In the five years to December 2021:

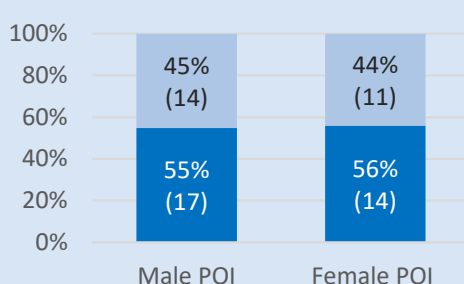
The NSW Police Force recorded **149** persons of interest (POIs) in association with DV murders\*\*.

- **70%** of POIs for DV-related murder were male
- **78%** of POIs in Intimate partner murders were male.
- **55%** of POIs in Family Violence murders were male

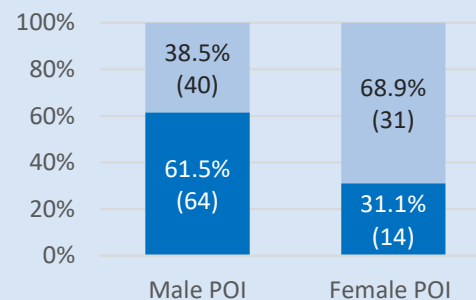
Intimate Partner Violence (n=68 POIs)



Family Violence (n=56 POIs)



Total<sup>^</sup> Domestic Violence (n=149 POIs)



■ Female victim ■ Male victim