

Domestic violence related murder in NSW

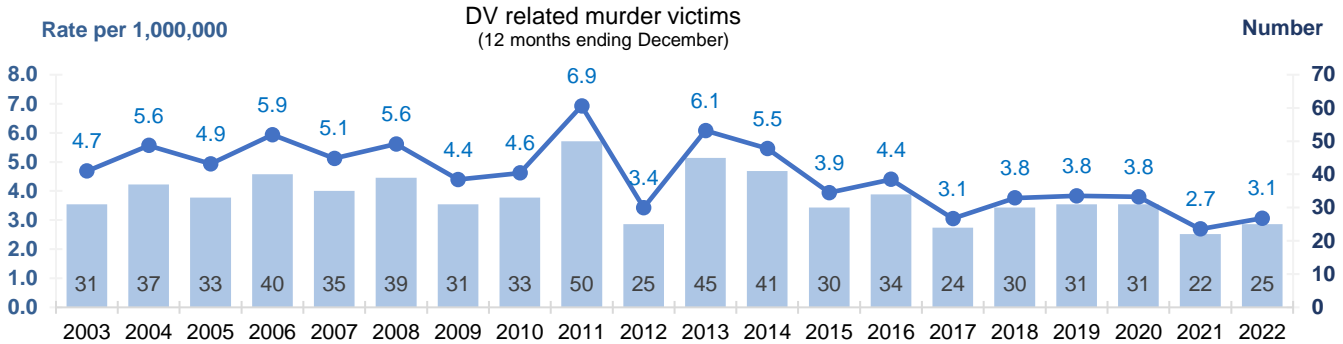
LONG TERM TREND: 20 YEARS FROM 2003 TO 2022

20 Year Trend*
Domestic violence related murder

Down 2.2% per year
on average

Number of victims 2022
Domestic violence related murder

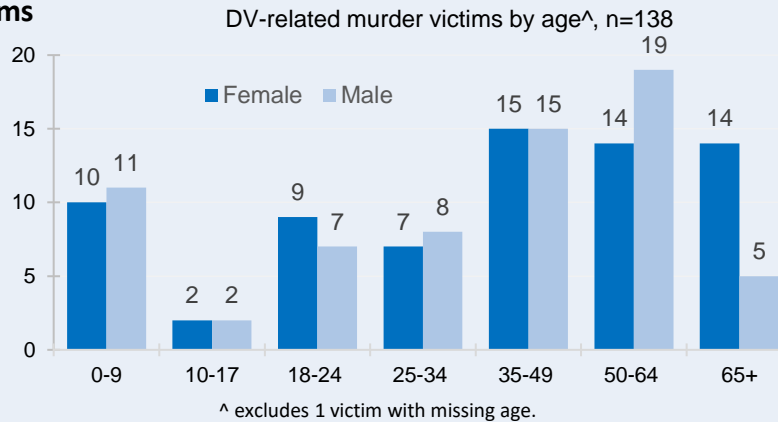
25 victims



AGE OF DOMESTIC VIOLENCE RELATED MURDER VICTIMS (5 YEARS FROM 2018 TO 2022)

Domestic violence (DV) related murder victims

- 18% (25) of DV murder victims were children or young people aged under 18 years. Of these approximately half (48%) were female. Of the 25 child victims, 21 were less than 10 years of age (84%).
- Adults accounted for 81% (113) of DV murder victims. Approximately half (59) were female.
- Of the adult DV murder victims, 54% (61) were aged 18 to 49, and 46% (52) were aged 50 years or over.

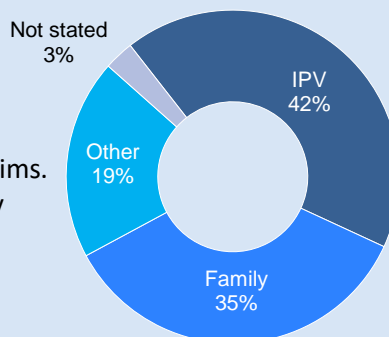


RELATIONSHIP BETWEEN VICTIM AND PERPETRATOR (5 YEARS FROM 2018 TO 2022)

In the five years to December 2022:

Domestic violence related murder victims 2018 to 2022, n=139

- 43% of all NSW murders were DV related (139 of 325 total murder victims).
- Less than half of DV murders involved intimate partner violence (IPV) – 42% or 59 victims.
- 71% of IPV murder victims were female - 42 victims.
- More than one third of DV murders were Family violence – 35% or 49 victims.
- 51% of family murder victims were female - 25 victims.



Intimate Partner Violence (IPV): current & ex spouse/partner, current & ex boy/girl friend.

Family Violence: child, parent, sibling, other family.

Other: carer, housemate, persons in authority, other (e.g. ex-partner of partner).

Domestic violence related murder in NSW

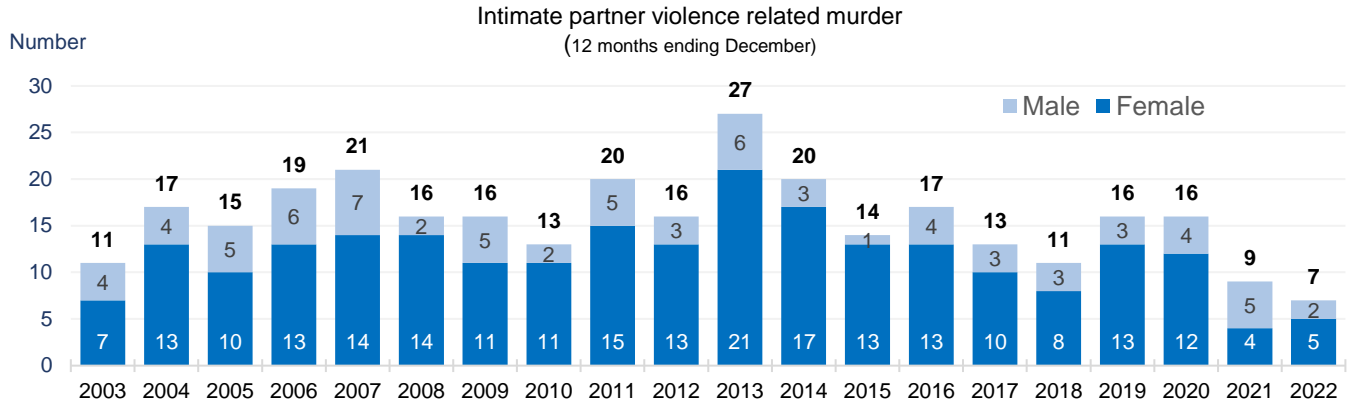
INTIMATE PARTNER MURDER

20 Year Trend*
Intimate partner murder

Down 3.4% per
year on average

Number of victims 2022
Intimate partner murder

7 victims



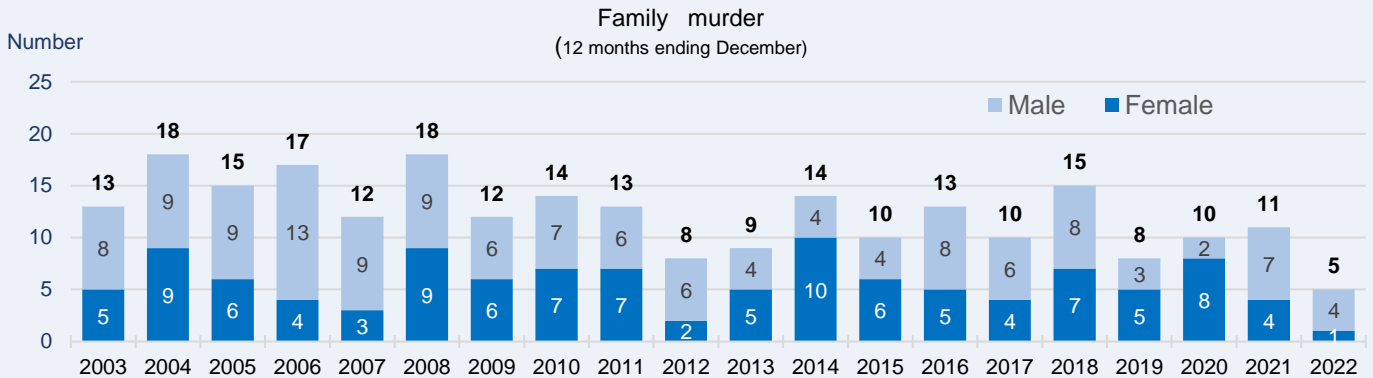
FAMILY MURDER

20 Year Trend*
Family murder

Down 5.9% per
year on average

Number of victims 2022
Family murder

5 victims



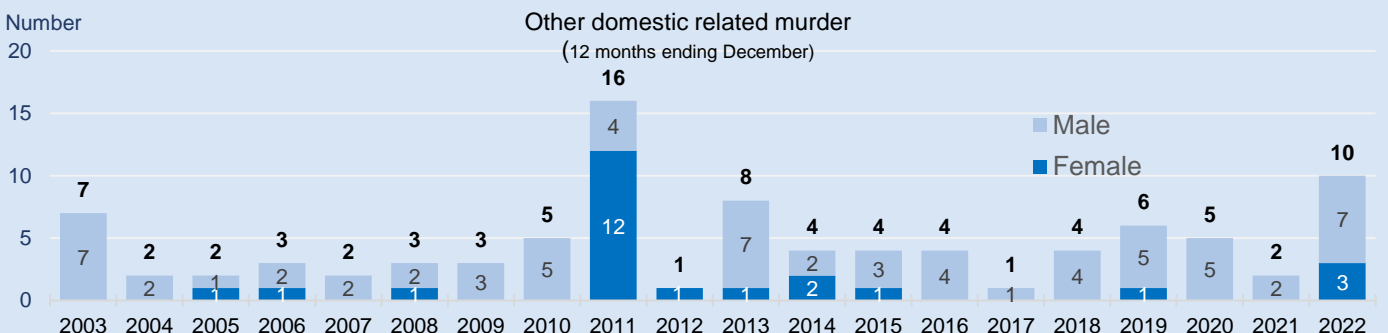
OTHER DOMESTIC RELATIONSHIP MURDER

20 Year Trend*
Other domestic related murder

STABLE

Number of victims 2022
Other domestic related murder

10 victims



*trend calculated on annual rate per 1,000,000

CHILD VICTIMS OF DOMESTIC VIOLENCE RELATED MURDER

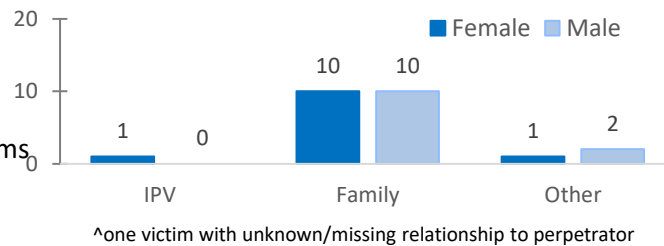
In the five years to December 2022:

- there were 25 victims of domestic violence related murder aged under 18 years.

Of these 25 child victims:

- There were a similar number of male and female victims.
- The majority (20 victims or 80%) of child victims were murdered by a family member, with 60% (15) of child victims murdered by a parent/step-parent.

Child victims of DV murder, 2018 -2022, n=24^



ADULT VICTIMS OF DOMESTIC VIOLENCE RELATED MURDER

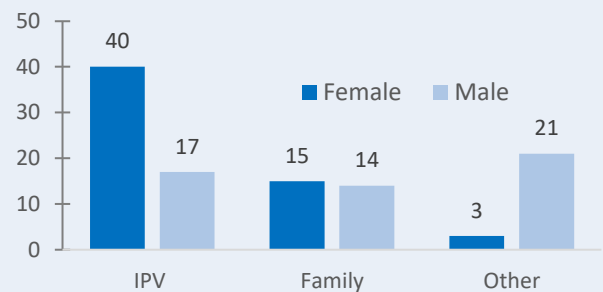
In the five years to December 2022:

- There were 113 adult victims of domestic violence related murder.

Among adult domestic violence related murder victims:

- Just over half were female (52%)
- 50% (57) were murdered by an intimate partner: 70% of these victims were female.
- 26% (29) of adult domestic violence victims were murdered by a family member. About half of these murder victims were female – 52% (15).
- Victims with 'other' known domestic relationship were overwhelmingly men – 88% (21) (including carer, housemate, persons in authority, ex-partner of partner).

Adult victims of DV murder, 2018 -2022



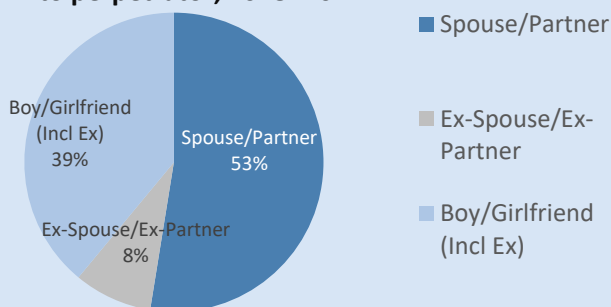
INTIMATE PARTNER MURDER

Victims of IPV murder:

In the five years to December 2022 NSW Police recorded 59 intimate partner murder victims:

- 53% (31) were a current spouse /partner
- 39% (23) were a current or ex boyfriend/girlfriend

IPV murder victim relationship to perpetrator, 2018- 2022

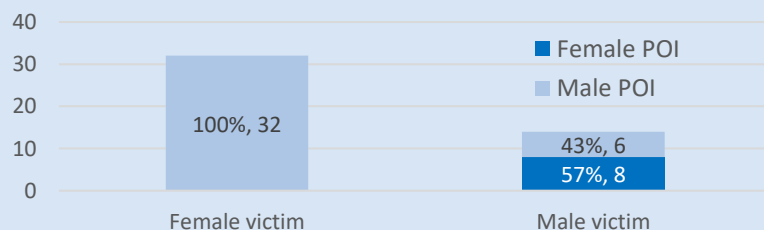


Perpetrators of IPV murder

Police commenced legal proceedings against 46 persons for the IPV murder 59 victims in the five years to December 2022:

- Female victims – 100% of POIs were male
- Male victims – just over half (57%) of POI were female.

Gender of victim of IPV murder by gender of perpetrator, 2018-2022



^Includes persons recorded by NSW Police as a person of interest where no legal proceeding commenced