

Domestic Violence-related murder in NSW

LONG TERM TREND (PAST 20 YEARS)

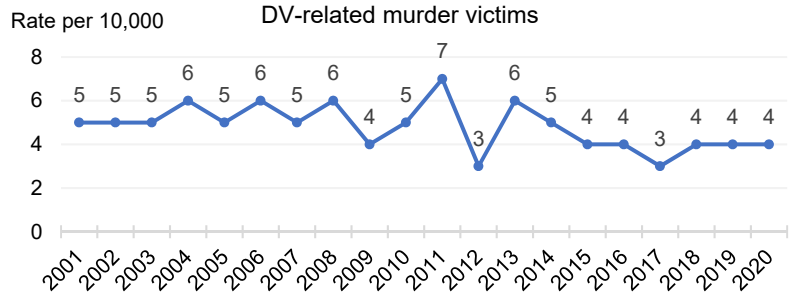
Current no. of DV murder victims (2020)

29 victims

20 Year Trend

Down -1.2%

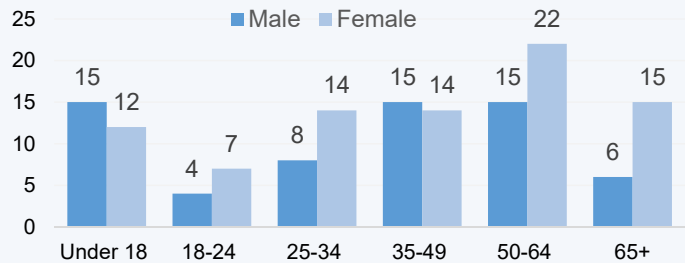
The long-term trend for the annual rate of victims of DV-related murder is **down 1.2% per year on average**.



DV MURDER VICTIMS (PAST 5 YEARS)

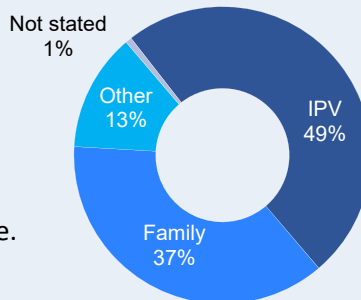
- 44%** murders are DV related.
- 18%** were children/ young people.
- 81%** were adult. Persons 50 years and over account for **48%** of adult victims.
- 44%** of child victims are female.
- 60%** of adult victims are female.

DV-related murder victims by age



RELATIONSHIP BETWEEN VICTIM AND PERPETRATOR (PAST 5 YEARS)

- IPV account for **almost half** of victims.
- 77%** of IPV murder victims are female.
- Family violence** accounts for over **one third** of victims.
- 51%** of family murder victims are female.



Intimate Partner Violence (IPV): current & ex spouse/partner, current & ex boy/girl friend.

Family Violence: child, parent, sibling, other family.

Other: carer, housemate, persons in authority, other (e.g. ex-partner of partner).

SEX OF PERPETRATORS OF DV MURDER BY SEX OF VICTIM (PAST 5 YEARS)

Male perpetrators account for: **84%** of female victims; **61%** of male victims; **74%** of total victims.

