

Incidents

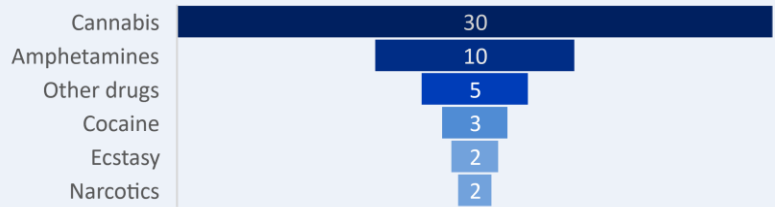
Possession and/or use of:	2016	2017	2018	2019	2020	2 year trend & annual % change	5 year trend & annual % change
Cannabis	18,834	18,127	17,254	17,726	18,096	Stable	Down 1.0%
Amphetamines	7,475	6,500	7,200	8,083	8,000	Stable	Stable
Other drugs	4,217	4,266	5,059	5,768	6,687	Up 15.9%	Up 12.2%
Cocaine	1,326	1,909	2,364	2,502	2,123	Stable	Up 12.5%
Ecstasy	2,605	2,679	2,861	2,590	1,460	Down 43.6%	Down 13.5%
Narcotics	921	944	1,046	1,233	1,312	Stable	Up 9.2%
Total	35,378	34,425	35,784	37,902	37,678	Stable	Up 1.6%

Persons of Interest (offenders) (12 months - 2020)



57% of drug offenders were proceeded against for cannabis

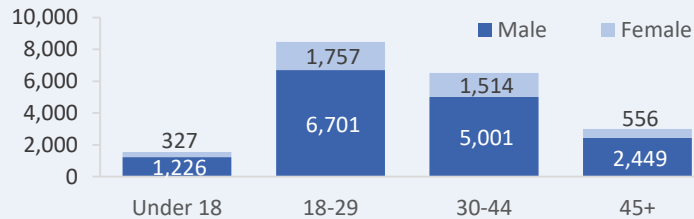
Daily average POIs proceeded against by drug type



19,557 persons were proceeded against for drug possession and/or use. Of these

- 79% were male
- 8% were under 18 years
- 43% were 18-29 years

POIs proceeded against by age and gender



Method of proceeding



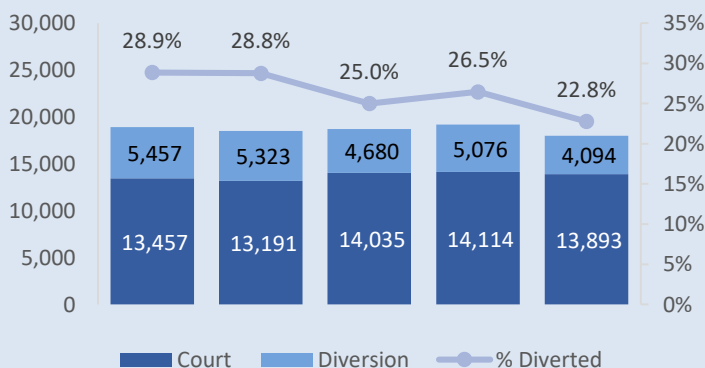
In the 12 months to December 2020:

- 77% of adults proceeded to court, and 23% were diverted.
- 20% of youth proceeded to court, and 80% were diverted.

In the five years to December 2020:

- Adult diversions went down 6.1 percentage points
- Youth diversions remained largely unchanged

Adult POIs: method of proceeding



Juvenile POIs: method of proceeding

