

# NSW CUSTODY STATISTICS

## March 2024



### YOUTH DETENTION POPULATION

212

in March 2023

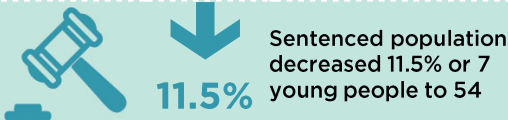
223

in March 2024



#### CUSTODY STATUS

Between March 2023 and March 2024



#### GENDER

Between March 2023 and March 2024



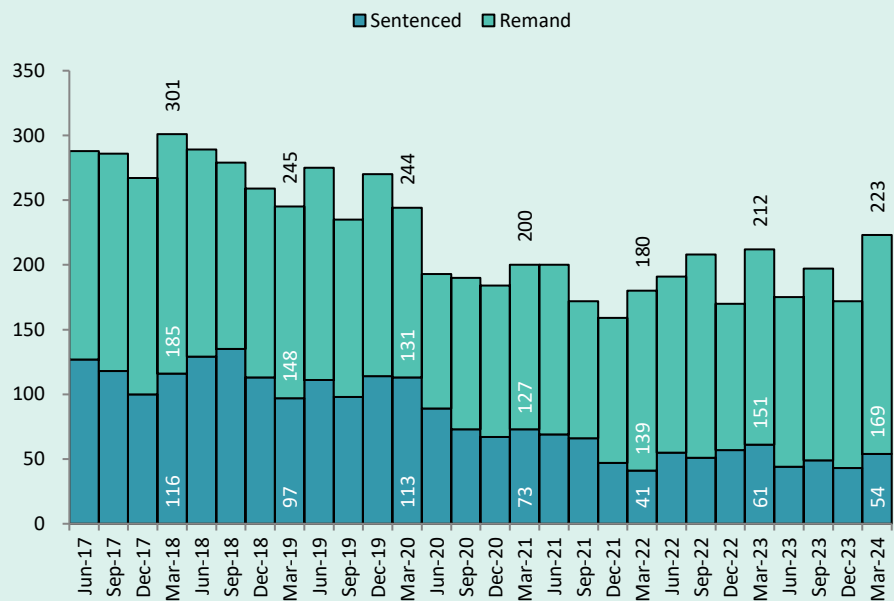
#### ABORIGINAL OVER-REPRESENTATION



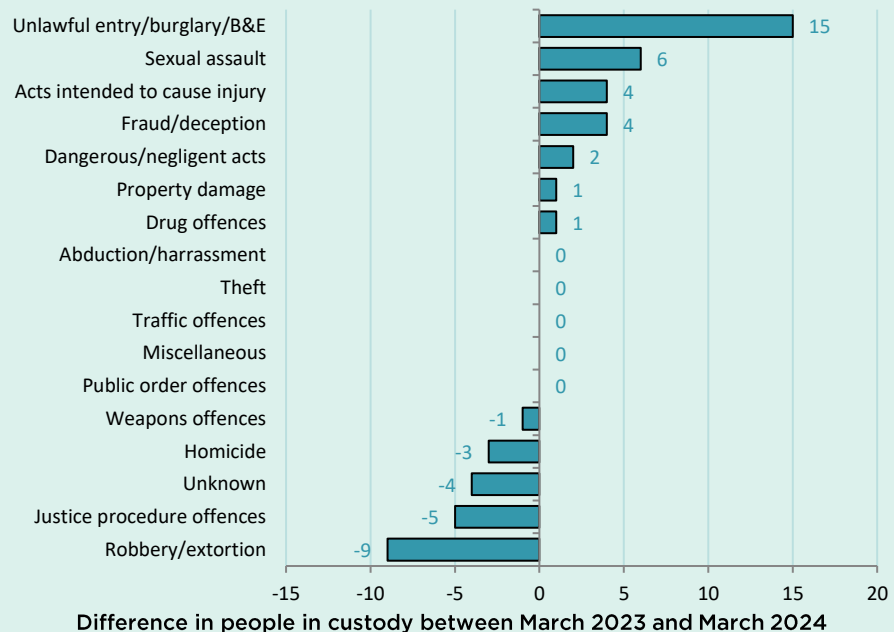
Between March 2023 and March 2024



#### QUARTERLY TRENDS



#### CHANGE IN YOUTH CUSTODY BY OFFENCE



# NSW CUSTODY STATISTICS

## March 2024

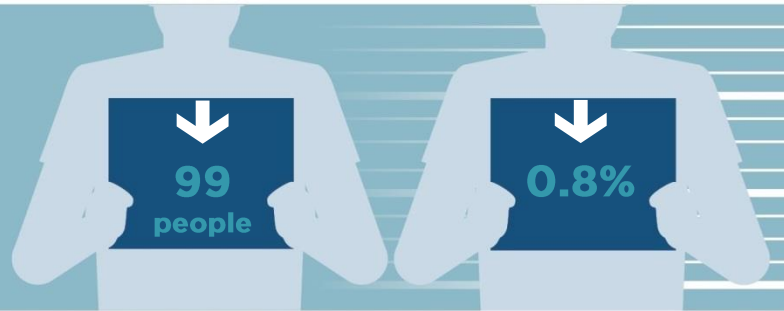
### PRISON POPULATION

**12,555**

in March 2023

**12,456**

in March 2024



### LEGAL STATUS

Between March 2023 and March 2024



**11.7%**

Remand population increased 11.7% or 573 people to 5,452



**8.8%**

Sentenced population decreased 8.8% or 672 people to 7,004

### GENDER

Between March 2023 and March 2024



**0.4%**

Female custody population increased 0.4% or 3 people to 837



**0.9%**

Male custody population decreased 0.9% or 102 people to 11,619

### ABORIGINAL OVER-REPRESENTATION\*

In Mar 2023

**30.0%**

of prisoners were Aboriginal

In Mar 2024

**30.8%**

of prisoners were Aboriginal

Between March 2023 and March 2024



**5.8%**

Aboriginal female custody population increased 5.8% or 19 people to 349

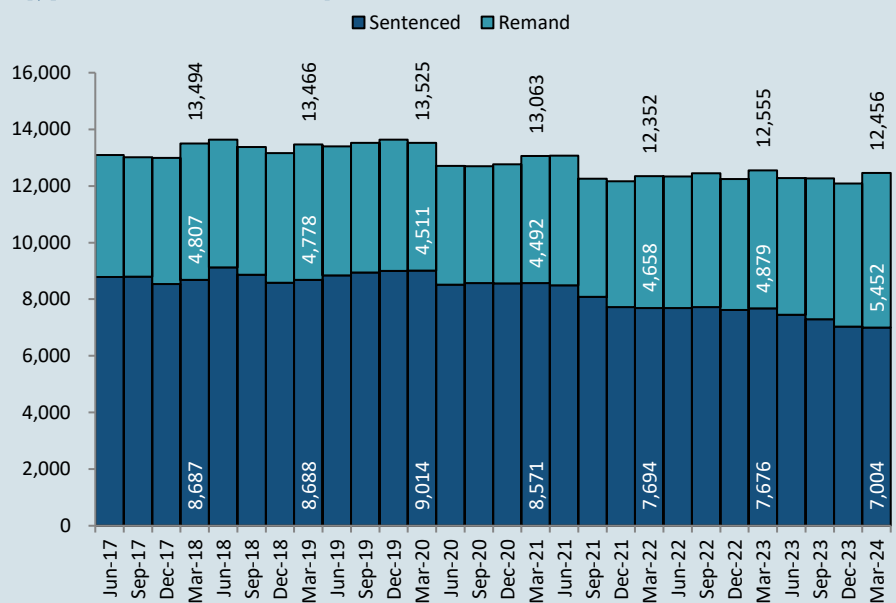


**1.7%**

Aboriginal male custody population increased 1.7% or 57 people to 3,492

\*Due to delays in identification of Aboriginal status the number of Aboriginal persons in adult custody is potentially undercounted by up to 2% in more recent months.

### QUARTERLY TRENDS



### CHANGE IN PRISON NUMBERS BY OFFENCE

