

# NSW CUSTODY STATISTICS

March 2022



## YOUTH DETENTION POPULATION

201

in March 2021

183

in March 2022



### CUSTODY STATUS

Between March 2021 and March 2022



↑  
10.2%

Remand population increased 10.2% or 13 young people to 141



↓  
42.5%

Sentenced population decreased 42.5% or 31 young people to 42

### GENDER

Between March 2021 and March 2022



↓  
47.4%

Young female detainees decreased 47.4% or 9 young people to 10



↓  
4.9%

Young male detainees decreased 4.9% or 9 young people to 173

### ABORIGINAL OVER-REPRESENTATION

In Mar 2021

41.8%

of young people in custody were Aboriginal

In Mar 2022

51.4%

of young people in custody were Aboriginal

Between March 2021 and March 2022



↓  
25.0%

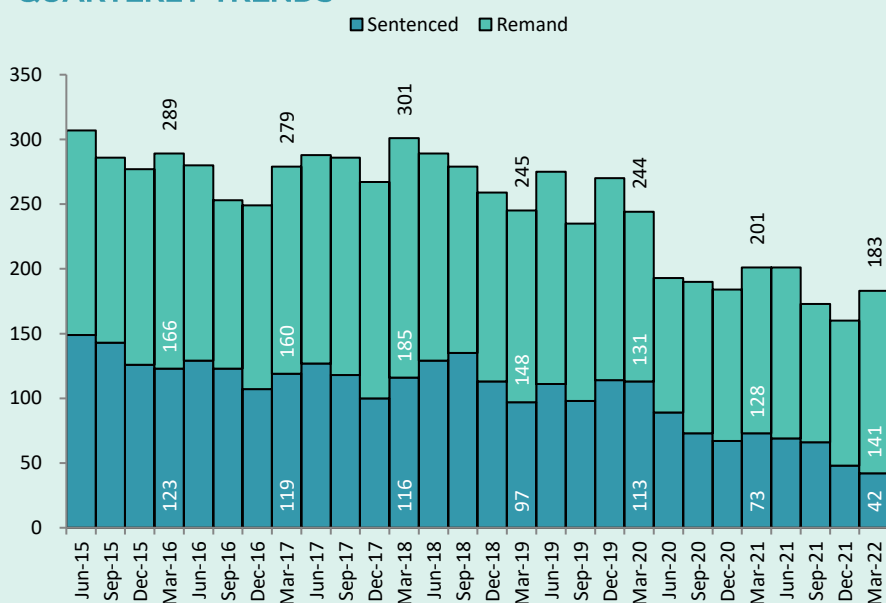
Young Aboriginal female detainees decreased 25.0% or 2 young people to 6



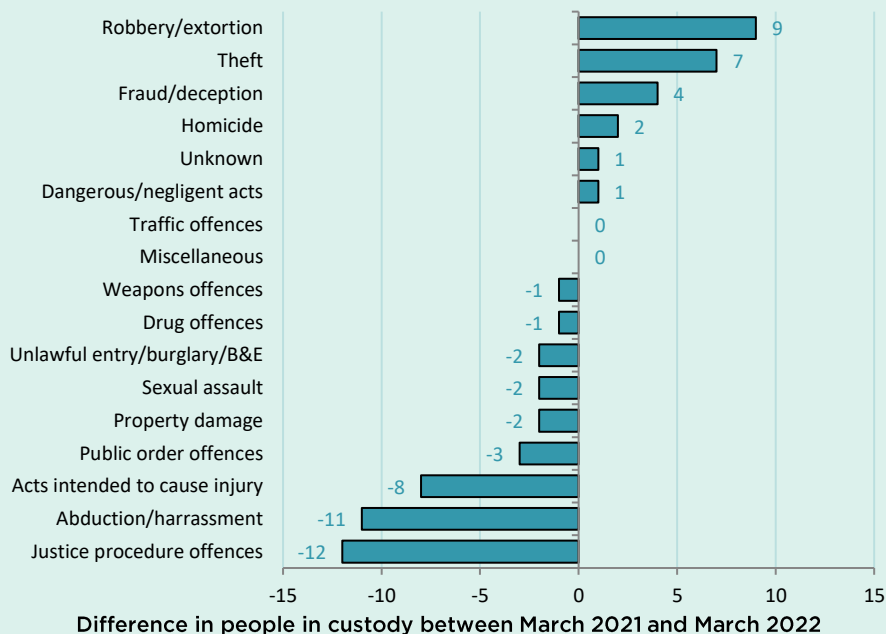
↑  
15.8%

Young Aboriginal male detainees increased 15.8% or 12 young people to 88

### QUARTERLY TRENDS



### CHANGE IN YOUTH CUSTODY BY OFFENCE



# NSW CUSTODY STATISTICS

## March 2022

### PRISON POPULATION

**13,063**

in March 2021

**12,352**

in March 2022



### LEGAL STATUS

Between March 2021 and March 2022



**3.7%**

Remand population increased 3.7% or 166 people to 4,658



**10.2%**

Sentenced population decreased 10.2% or 877 people to 7,694

### GENDER

Between March 2021 and March 2022



**2.0%**

Female custody population decreased 2.0% or 17 people to 833



**5.7%**

Male custody population decreased 5.7% or 694 people to 11,519

### ABORIGINAL OVER-REPRESENTATION\*

In Mar 2021

**27.0%**

of prisoners were Aboriginal

In Mar 2022

**27.8%**

of prisoners were Aboriginal

Between March 2021 and March 2022



**7.6%**

Aboriginal female custody population increased 7.6% or 22 people to 312

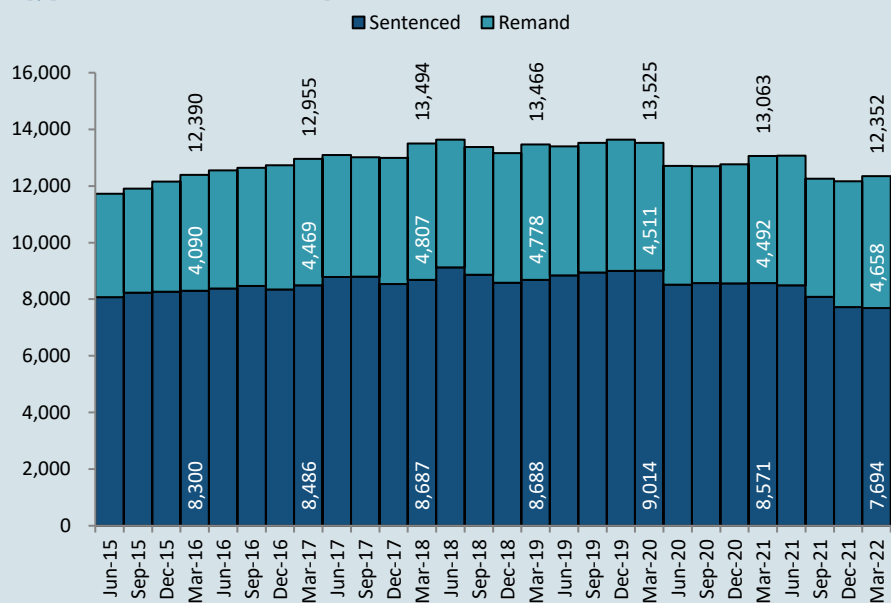


**3.6%**

Aboriginal male custody population decreased 3.6% or 117 people to 3,126

\*Due to delays in identification of Aboriginal status the number of Aboriginal persons in adult custody is potentially undercounted by up to 2% in more recent months.

### QUARTERLY TRENDS



### CHANGE IN PRISON NUMBERS BY OFFENCE

