

1.1 Key indicator: Aboriginal adults in prison

Sentenced and remand custody

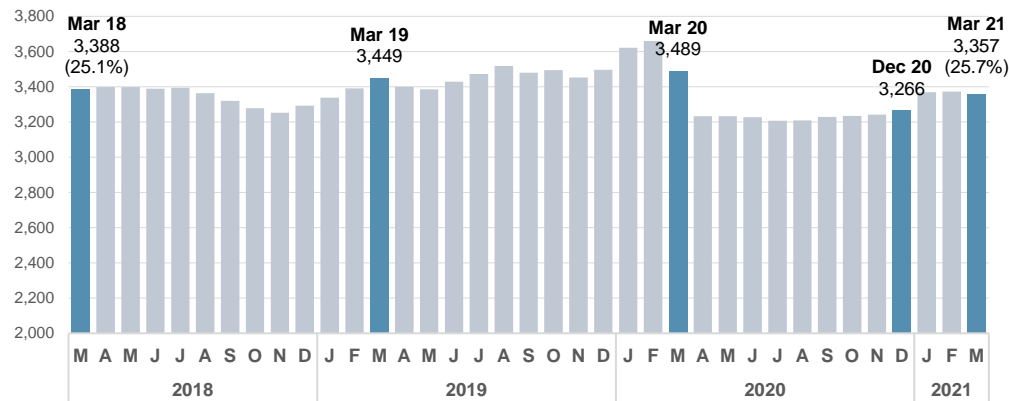
Stable
2 year trend

↑ +91
From prior quarter

↓ -132
From prior year

3,357
Current number

25.7%
Current %



2.1 Key indicator – Aboriginal adults in court

Local, District and Supreme Courts

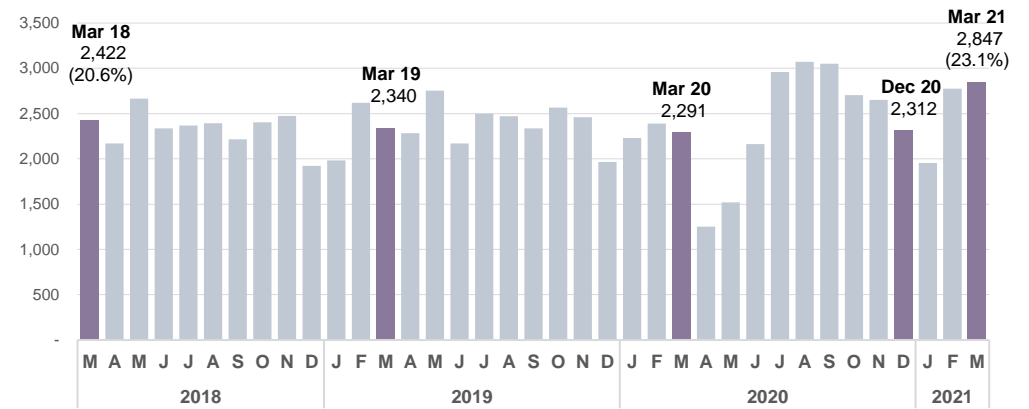
Stable
2 year trend

↓ -90
From prior quarter #

↑ +848
From prior year #

2,847
Current number

23.1%
Current %



1.2 Aboriginal men in prison

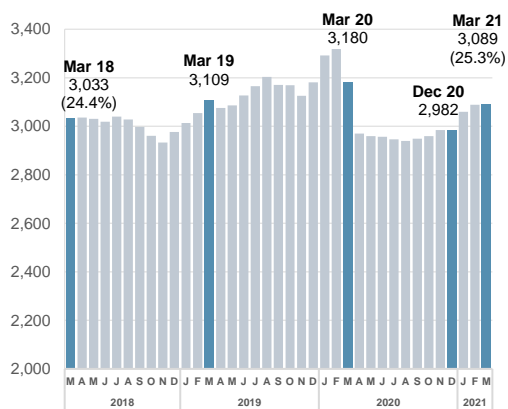
Sentenced and remand custody

Stable
2 year trend

-91
From prior year

3,089
Current number

25.3%
Current %



1.3 Aboriginal women in prison

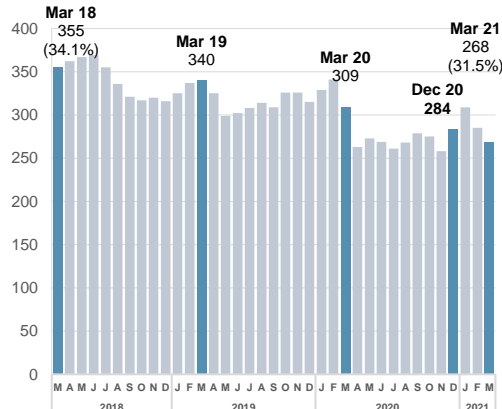
Sentenced and remand custody

Down 13.3%
2 year trend

-41
From prior year

268
Current Number

31.5%
Current %



2.2 Aboriginal men in court

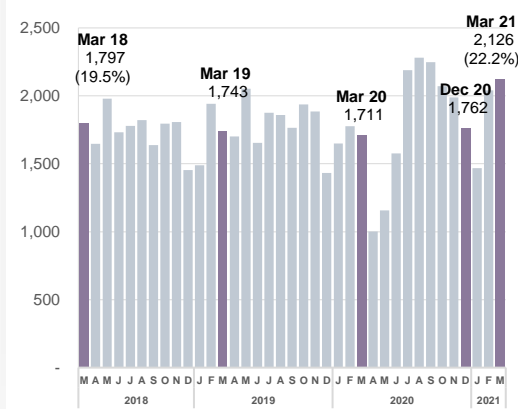
Local, District and Supreme Courts

Stable
2 year trend

+613
From prior year #

2,136
Current Number

22.2%
Current %



2.3 Aboriginal women in court

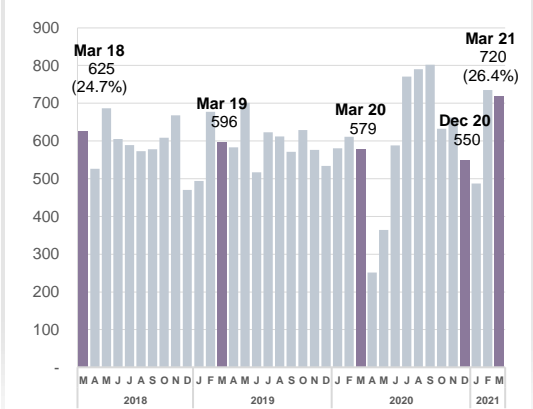
Local, District and Supreme Courts

Stable
2 year trend

+235
From prior year #

720
Current Number

26.4%
Current %



3. Police

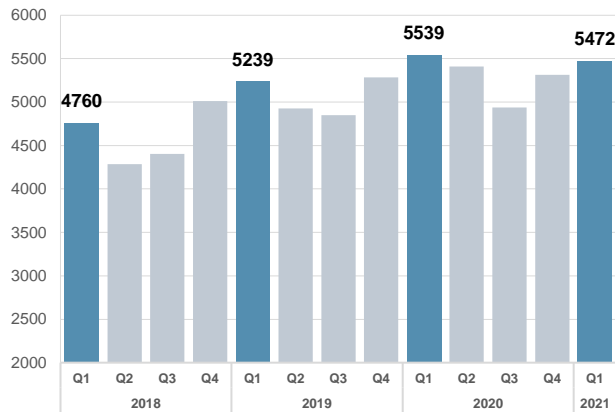
3.1 Police court proceedings*

*excludes Aboriginal adults proceeded to court for breaching bail

Up 2.6%
2 year trend

↑ +534
From prior year #

5,472
Current number

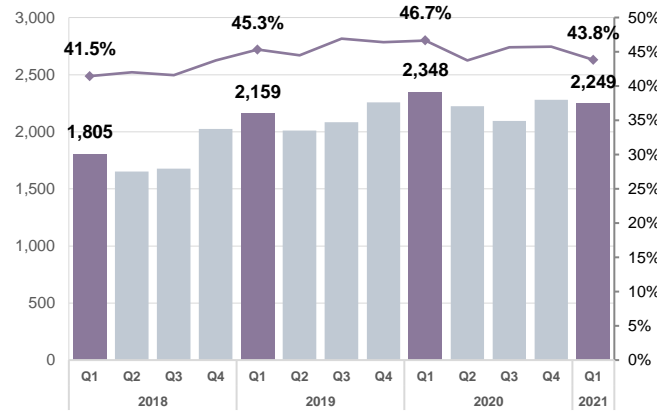


4.1 Refused bail by police

Stable
2 year trend

↑ +147
From prior year #

43.8%
Current police bail refusal rate

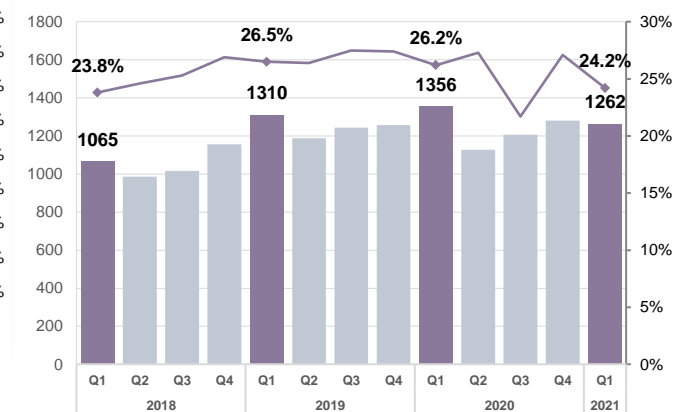


4.2 Refused bail by court

Stable
2 year trend

↓ -168
From prior year #

24.2%
Current initial court bail refusal rate



4. Bail

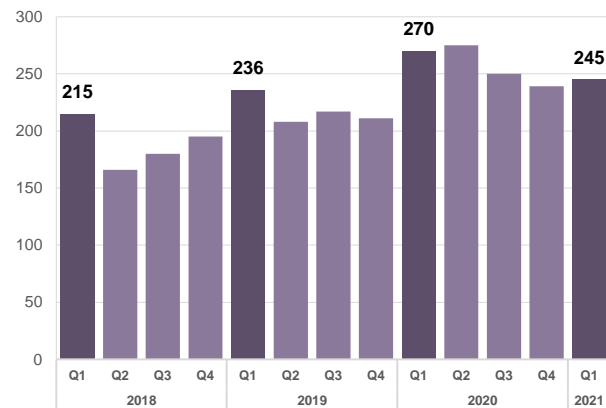
4.3 Bail revoked due to breach

*breach of bail established in court

Stable
2 year trend

↑ +103
From prior year #

245
Current number



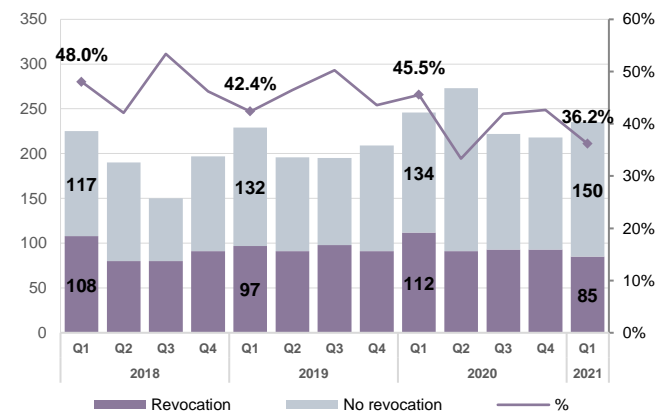
4.4 Reason for bail revocation – bail breach involving further offence*

*breach of bail established in court

Stable
2 year trend

↓ -30
From prior year #

36.2%
Current bail revocation rate



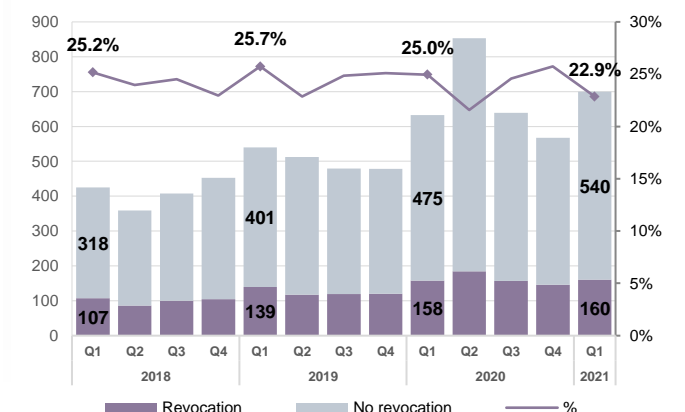
4.5 Reason for bail revocation – technical bail breach

*breach of bail established in court

Up 25.9%
2 year trend

↑ +133
From prior year #

22.9%
Current bail revocation rate



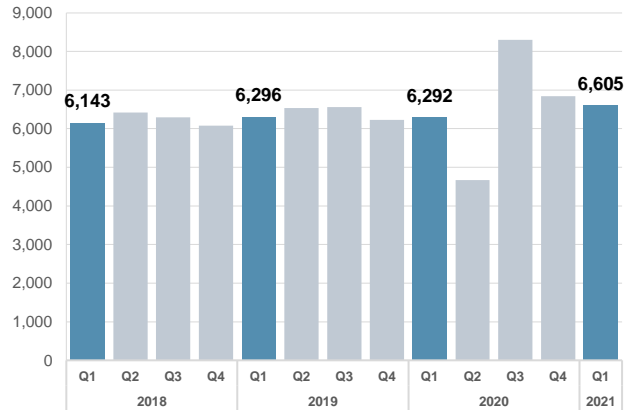
5. Criminal Courts

5.1 Found guilty in court

Stable
2 year trend

↑ +795
From prior year #

6,605
Current number

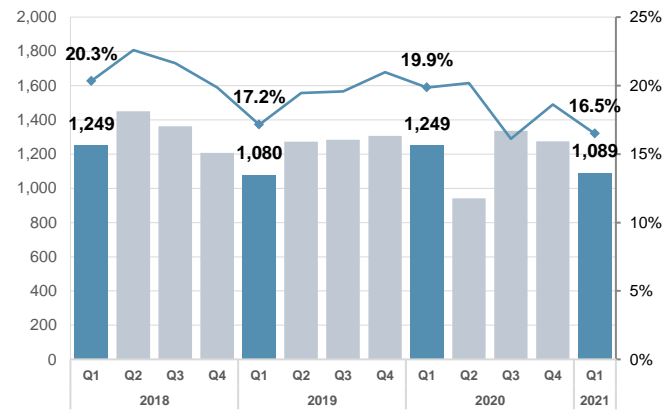


5.2 Sentenced to prison

Stable
2 year trend

↓ -471
From prior year #

1,089
Current number

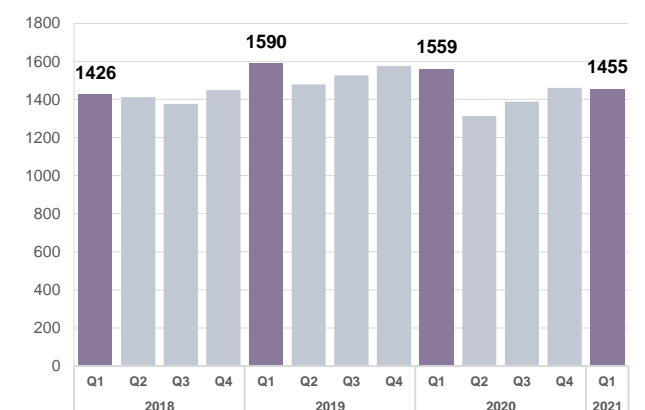


6.1 Entering custody

Stable
2 year trend

↓ -523
From prior year #

1,455
Current number



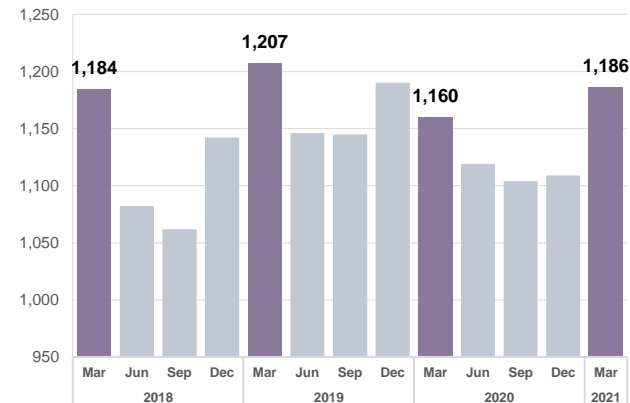
6. Custody

6.2 Remand custody population

Stable
2 year Trend

↑ +26
From prior year

1,186
Current number

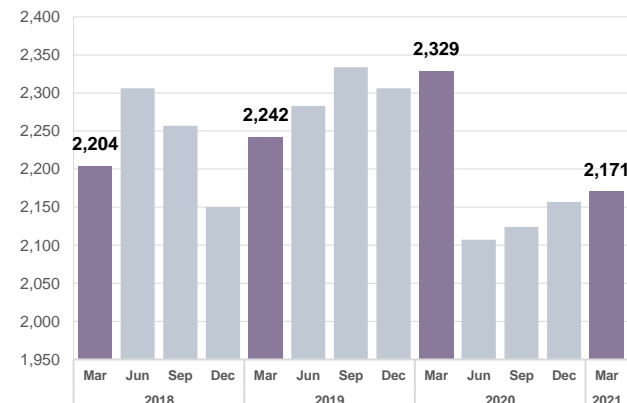


6.3 Sentenced custody population

Down 6.8%
2 year trend

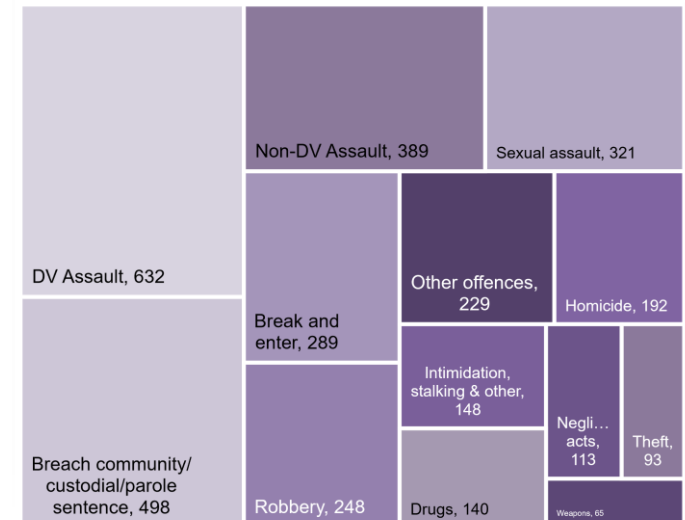
↓ - 158
From prior year

2,171
Current number



6.4 Prisoner's most serious offence

The most serious offence for which a person is imprisoned



Note: data from March 2020 onwards have been impacted by COVID and may not represent a change in long term trend

From prior year compares the 12 months to March 2021 with the 12 months to March 2020

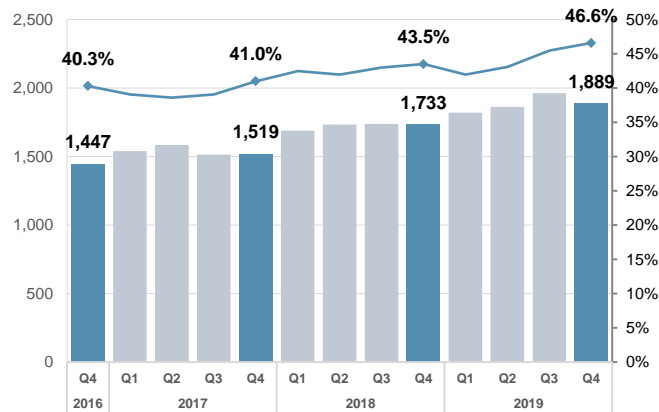
7.1 Reoffending among Aboriginal adults guilty in court

Quarterly cohort reoffending rate - Any new proven offence committed within 12 months

Up 156
Change year to year

1,889
Current reoffenders

46.6%
Current rate



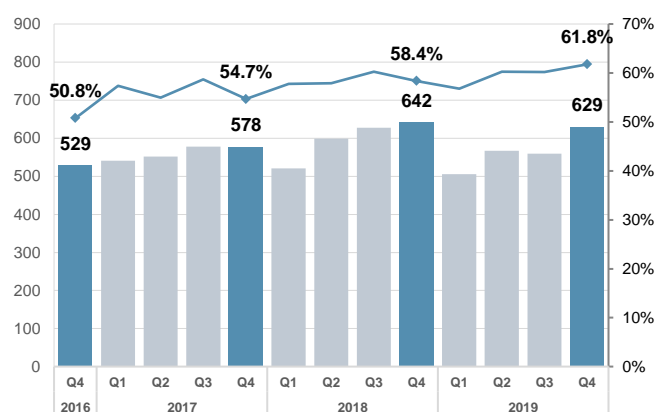
7.2 Reoffending among Aboriginal adults exiting custody – new proven offence

Quarterly cohort reoffending rate - Any new proven offence committed within 12 months

Down 13
Change year to year

629
Current reoffenders

61.8%
Current rate



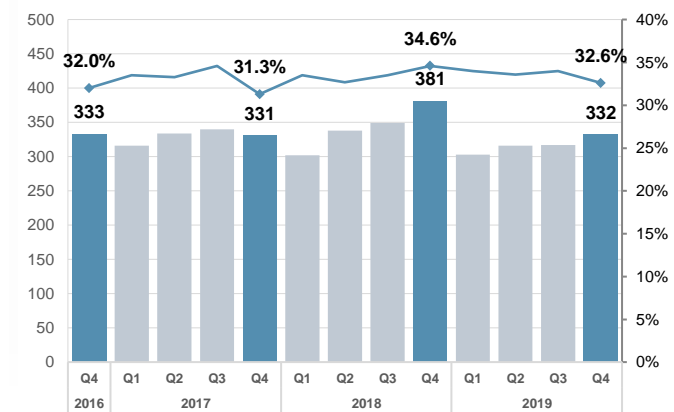
7.3 Reoffending among Aboriginal adults exiting custody – return to custody

Quarterly cohort reoffending rate - Return to custody for a further offence committed within 12 months

Down 49
Change year to year

332
Current reoffenders

32.6%
Current rate



Measure	Definition
1.1, 1.2, 1.3 Aboriginal adults in prison	Number of Aboriginal adults held in custody, whether remanded or sentenced. Custody population figures are counted as at midnight on the last day of the month.
2.1, 2.2, 2.3 Aboriginal adults in court	Number of Aboriginal adults appearing in finalised criminal court appearances. A finalised appearance is one which has been fully determined by the court and for which no further court proceedings are required. Counts appearances finalised in the Local, District and Supreme Courts.
3.1 Police court proceedings	Number of Aboriginal adults proceeded against to court by NSW Police. This measure excludes Aboriginal adults proceeded against for a breach of bail.
4.1 Refused bail by police	Number and proportion of Aboriginal adults refused bail by the police.
4.2 Refused bail by court	Number and proportion of Aboriginal adults refused bail at their first court bail appearance.
4.3, 4.4, 4.5 Bail breaches	Number of Aboriginal adults whose bail was revoked due to a bail breach. 4.4 and 4.5 are a subset of 4.3 and show the reason for the bail breach, 4.4 where the offender committed a new offence, 4.5 a technical bail breach, such as reporting to police, curfew and residence.
5.1 Found guilty in court	Number of Aboriginal adults found guilty in finalised criminal court appearances.
5.2 Sentenced to prison	Number and proportion of Aboriginal adults sentenced to custody.
6.1 Entering custody	Number of Aboriginal adults received into custody. Excludes those held in police/court cell complexes.
6.2, 6.3 Remand and sentenced prisoners	Remand – Aboriginal adults refused bail (and small numbers granted bail but unable to meet conditions) are remanded in custody pending future court action. Sentenced - the courts have imposed custodial sentence for a proven offence.
6.4 Prisoner's most serious offence	The most serious offence type for which each young person is in custody (remand and sentenced custody). Data is shown for the most recent month.
7.1 Reoffending among Aboriginal adults guilty in court	Reoffending is defined as a further offence committed within 12 months of a proven court appearance and finalised by court appearance within 15 months (excludes those who received a custodial penalty). The quarterly reoffending rate is the proportion of Aboriginal adult offenders with a proven court appearance in a given three-month period that went on to commit a further proven offence within 12 months of the court appearance.
7.2 Reoffending among Aboriginal adults exiting custody – new proven offence	Reoffending is defined as a further offence committed within 12 months of release from sentenced custody and finalised by court appearance within 15 months. The quarterly reoffending rate is the proportion of Aboriginal adult offenders released from sentenced custody in a given three-month period that went on to commit a further proven offence within 12 months of release.
7.3 Reoffending among Aboriginal adults exiting custody – return to custody	Reoffending is defined as a further offence committed within 12 months of release from sentenced custody and finalised by court appearance within 15 months where the offender received a subsequent custodial penalty. The quarterly reoffending rate is the proportion of Aboriginal adult offenders released from sentenced custody in a given three-month period that went on to commit a further proven offence within 12 months of release and received a subsequent custodial penalty (only counts those who committed a new proven offence not parole revocations or bail refusal). 7.3 is a subset of 7.2 and shows those who were returned to custody.

NSW Criminal Justice Aboriginal over-representation

QUARTERLY REPORT

March 2021 – Aboriginal young people



1.1 Key indicator: Aboriginal young people in detention

Sentenced and remand custody

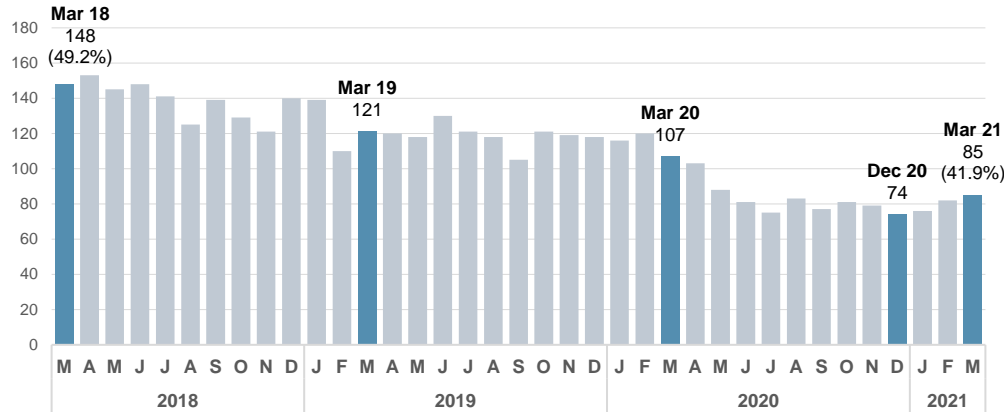
Down 20.6%
2 year trend

+11
From prior quarter

-22
From prior year

85
Current number

41.9%
Current %



2.1 Key indicator: Aboriginal young people in court

Children's, Local, District and Supreme Courts

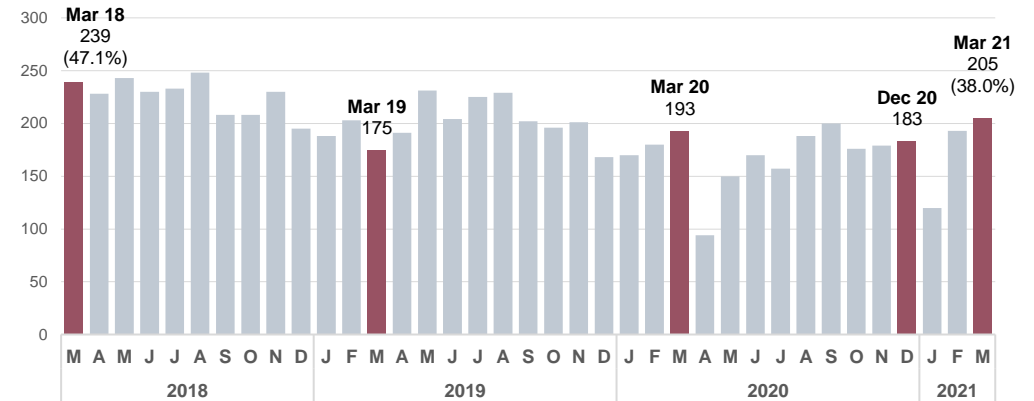
Stable
2 year trend

-20
From prior quarter #

-375
From prior year #

205
Current number

38.0%
Current %



* Compares Q1 2021 with Q4 2020 and Year to Mar 2021 with Year to Mar 2020

1.2 Aboriginal young males in detention

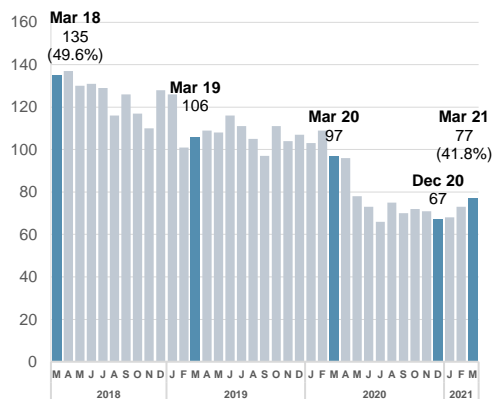
Sentenced and remand custody

Down 20.6%
2 year trend

-20
From prior year

77
Current number

41.8%
Current %



1.3 Aboriginal young females in detention

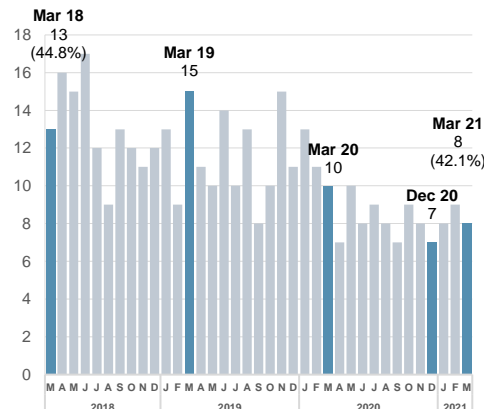
Sentenced and remand custody

Down 20.0%
2 year trend

-2
From prior year

8
Current Number

42.1%
Current %



2.2 Aboriginal young males in court

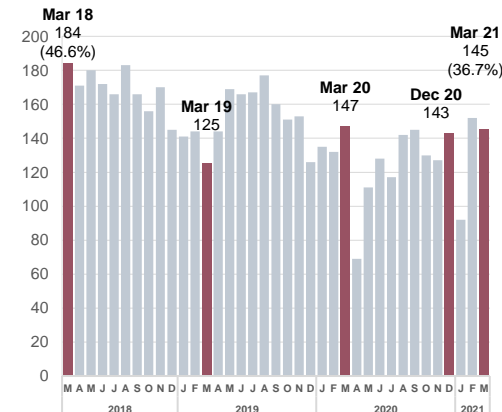
Children's, Local, District and Supreme Courts

Down 17.8%
2 year trend

-326
From prior year #

145
Current Number

36.7%
Current %



2.3 Aboriginal young females in court

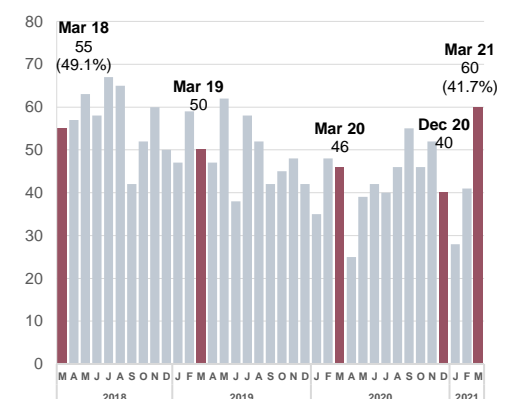
Children's, Local, District and Supreme Courts

Stable
2 year trend

-49
From prior year #

60
Current Number

41.7%
Current %



Note: data from March 2020 onwards have been impacted by COVID and may not represent a change in long term trend

From prior quarter compares Q1 2021 with Q4 2020. From prior year compares the 12 months to March 2021 with the 12 months to March 2020

Aboriginal young people comprise 5.3% of the NSW population aged 0 to 17 years

3. Police

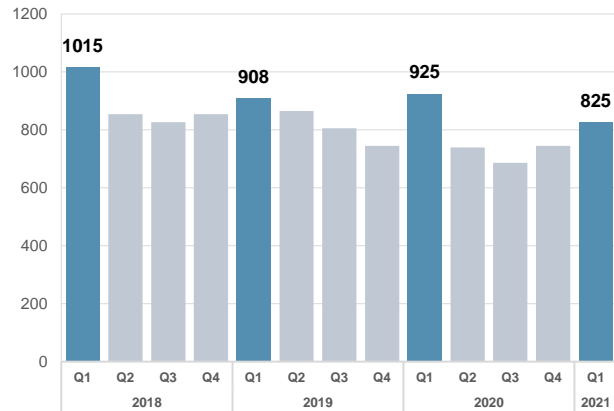
3.1 Police court proceedings*

*excludes Aboriginal young people proceeded to court for breaching bail

Stable
2 year trend

↓ -345
From prior year #

825
Current number



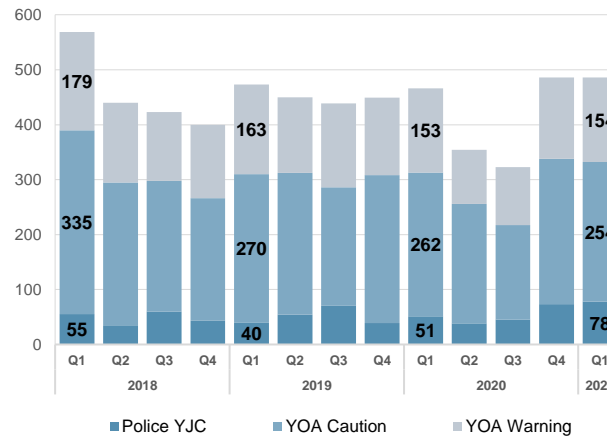
3.2 Diversion from court*

*Police Youth Justice Conference referrals, cautions/warnings under the Young Offenders Act.

Stable
2 year trend

↓ -155
From prior year #

486
Current number

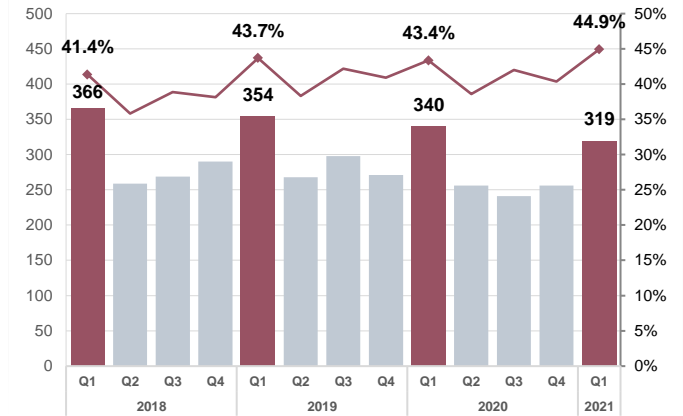


4.1 Refused bail by police

Stable
2 year trend

↓ -105
From prior year #

44.9%
Current initial police bail refusal rate



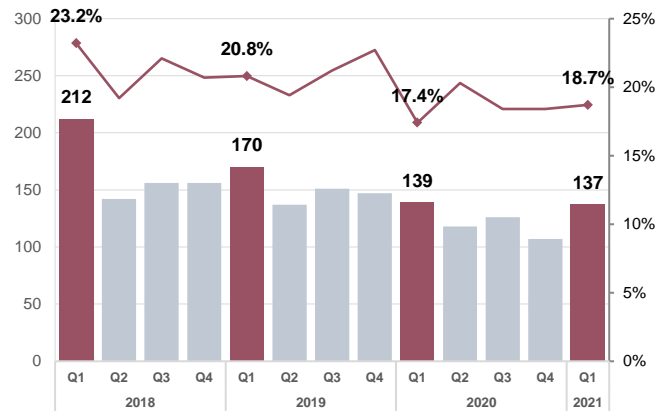
4. Bail

4.2 Refused bail by court

Stable
2 year trend

↓ -86
From prior year #

18.7%
Current initial court bail refusal rate



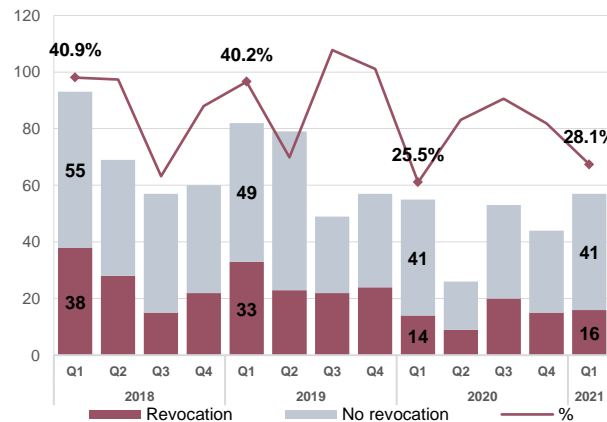
4.3 Bail revocations following bail breach involving further offence*

*breach of bail established in court

Stable
2 year trend

↓ -23
From prior year #

28.1%
Current bail revocation rate



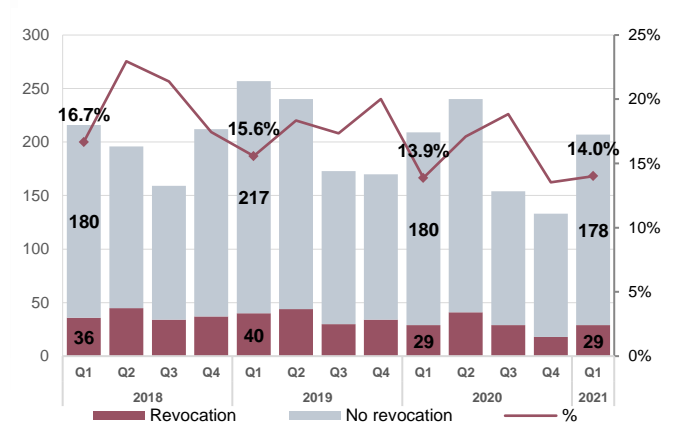
4.4 Bail revocations from technical bail breach

*breach of bail established in court

Down 14.6%
2 year trend

↓ -20
From prior year #

14.0%
Current bail revocation rate



Note: data from March 2020 onwards have been impacted by COVID and may not represent a change in long term trend

From prior year compares the 12 months to March 2021 with the 12 months to March 2020

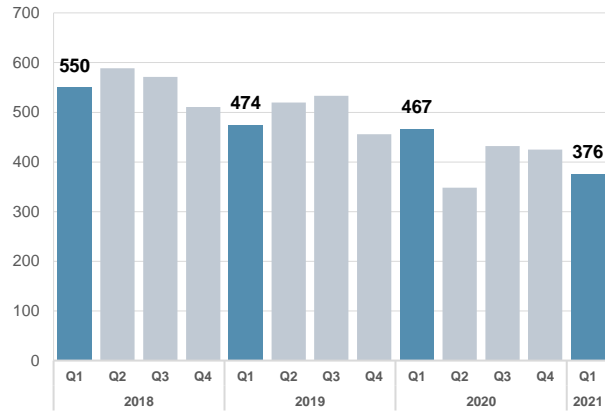
5. Criminal Courts

5.1 Found guilty in court

Down 20.0%
2 year trend

↓ -395
From prior year #

376
Current number

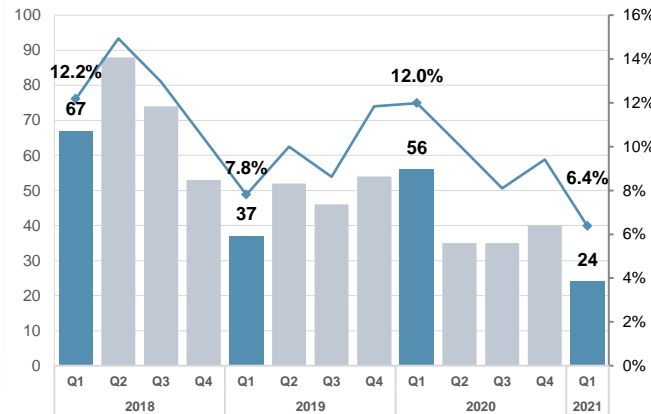


5.2 Sentenced to custody

Down 35.6%
2 year trend

↓ -74
From prior year #

24
Current number

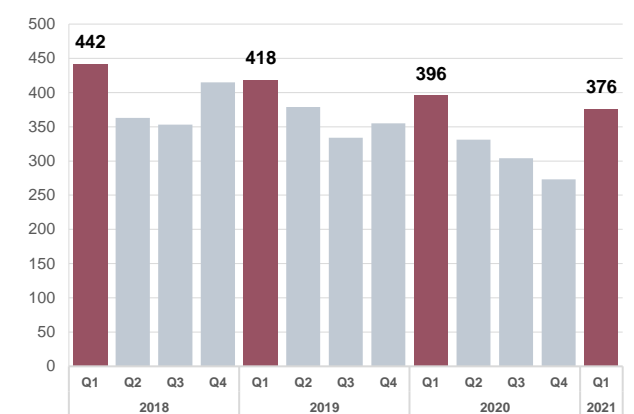


6.1 Entering custody

Stable
2 year trend

↓ -180
From prior year #

376
Current number



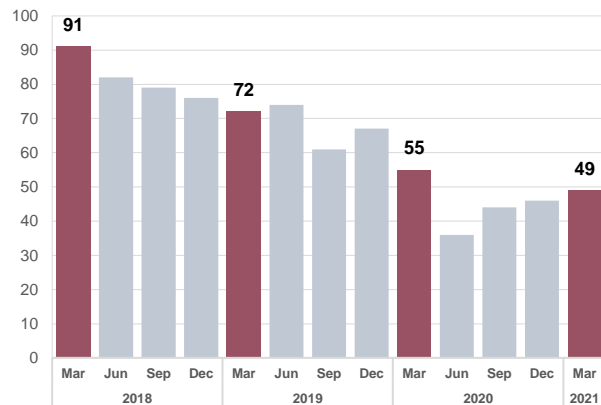
6. Custody

6.2 Remand custody population

Down 10.9%
2 year Trend

↓ -6
From prior year

49
Current number

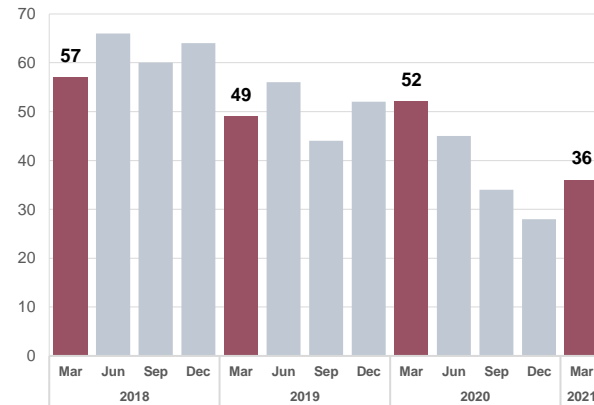


6.3 Sentenced custody population

Down 30.8%
2 year trend

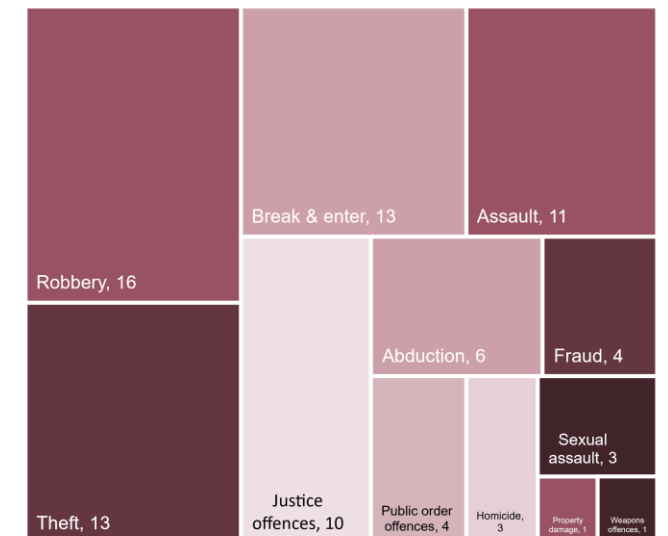
↓ -16
From prior year

36
Current number



6.4 Detainee's most serious offence

The most serious offence for which a person is detained



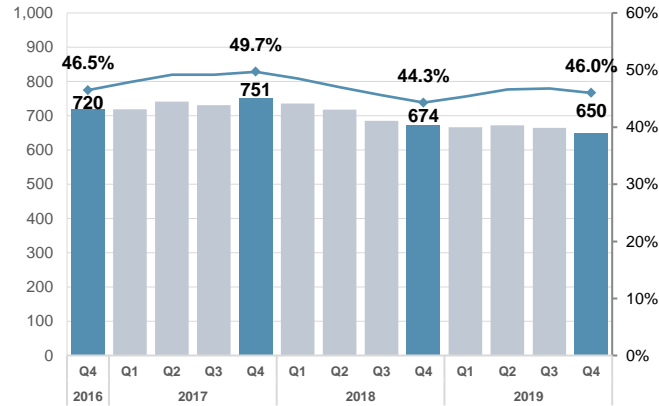
7.1 Reoffending among Aboriginal young people guilty in court or dealt with by YJC

Quarterly cohort reoffending rate - Any new proven offence committed within 12 months

Down 24
Change year to year

650
Current reoffenders

46.0%
Current rate



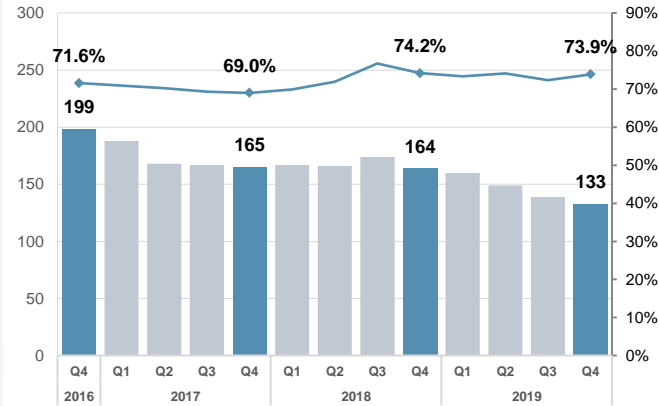
7.2 Reoffending among Aboriginal young people exiting custody – new proven offence

Quarterly cohort reoffending rate - Any new proven offence committed within 12 months

Down 31
Change year to year

133
Current reoffenders

73.9%
Current rate



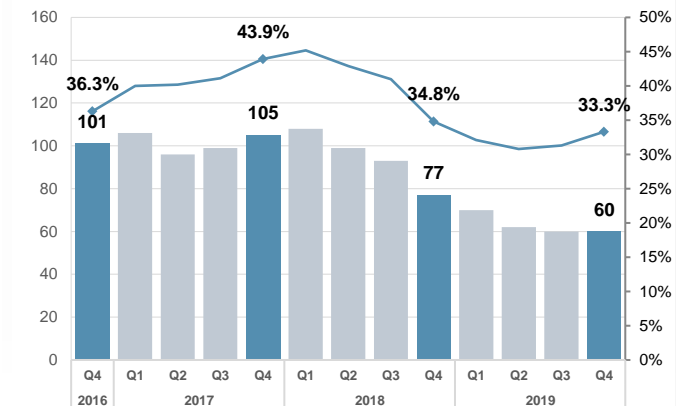
7.3 Reoffending among Aboriginal young people exiting custody – return to custody

Quarterly cohort reoffending rate - Return to custody for a new offence committed within 12 months

Down 17
Change year to year

60
Current reoffenders

33.3%
Current rate



Measure	Definition
1.1, 1.2, 1.3 Aboriginal young people in detention	Number of Aboriginal young people held in juvenile detention, whether remanded or sentenced. Custody population figures are counted as at midnight on the last day of the month.
2.1, 2.2, 2.3 Aboriginal young people in court	Number of Aboriginal young people appearing in finalised criminal court appearances. A finalised appearance is one which has been fully determined by the court and for which no further court proceedings are required. Counts appearances finalised in the Children's, Local, District and Supreme Courts.
3.1 Police court proceedings	Number of Aboriginal young people proceeded against to court by NSW Police. This measure excludes Aboriginal young people proceeded against for a breach of bail.
3.1 Diversions from court	Number of Aboriginal young people proceeded against by NSW Police via a Youth Justice Conference referral or a caution or warning under the Young Offenders Act.
4.1 Refused bail by police	Number and proportion of Aboriginal young people refused bail by the police.
4.2 Refused bail by court	Number and proportion of Aboriginal young people refused bail at their first court bail appearance.
4.3, 4.4 Bail breaches	Number of Aboriginal young people whose bail was revoked due to a bail breach. 4.4 shows breaches where the offender committed a new offence, 4.5 shows a technical bail breach, such as reporting to police, curfew and residence.
5.1 Found guilty in court	Number of Aboriginal young people found guilty in finalised criminal court appearances.
5.2 Sentenced to prison	Number and proportion of Aboriginal young people sentenced to juvenile detention.
6.1 Entering custody	Number of Aboriginal young people received into custody. Excludes those held in police/court cell complexes.
6.2, 6.3 Remand and sentenced population	Remand – Aboriginal young people refused bail (and small numbers granted bail but unable to meet conditions) are remanded in custody pending future court action. Sentenced - the courts have imposed custodial sentence for a proven offence.
6.4 Detainee's most serious offence	The most serious offence type for which each person is in custody (remand and sentenced custody). Data is shown for the most recent month.
7.1 Reoffending among Aboriginal young people guilty in court or dealt with by YJC	Reoffending is defined as a further offence committed within 12 months of a Youth Justice Conference or proven court appearance and finalised by court appearance or Youth Justice Conference within 15 months (excludes those who received a custodial penalty). Data is presented for a 12-month period (annual cohort) ending with the relevant quarter.
7.2 Reoffending among Aboriginal young people exiting custody – new proven offence	Reoffending is defined as a further offence committed within 12 months of release from sentenced custody and finalised by court appearance or Youth Justice Conference within 15 months. Data is presented for a 12-month period (annual cohort) ending with the relevant quarter.
7.3 Reoffending among Aboriginal young people exiting custody – return to custody	Reoffending is defined as a further offence committed within 12 months of release from sentenced custody and finalised by court appearance within 15 months where the offender received a subsequent custodial penalty. Data is presented for a 12-month period (annual cohort) ending with the relevant quarter. This measure counts only those offenders who committed a new proven offence not parole revocations or bail refusal. 7.3 is a subset of 7.2 and shows those who were returned to custody.