

# NSW CUSTODY STATISTICS

September 2019



## YOUTH DETENTION POPULATION

**279**

in September 2018

**237**

in September 2019



### CUSTODY STATUS

Between September 2018 and September 2019



Remand down 4.2% or 6 young people to 138



Sentenced down 26.7% or 36 young people to 99

### GENDER

Between September 2018 and September 2019



Girls fell by 29.2% or 7 young people to 17



Boys fell by 13.7% or 35 young people to 220

### ABORIGINAL OVER-REPRESENTATION

In Sept 2018

**49.1%**

of young people in custody were Aboriginal

In Sept 2019

**44.3%**

of young people in custody were Aboriginal

Between September 2018 and September 2019

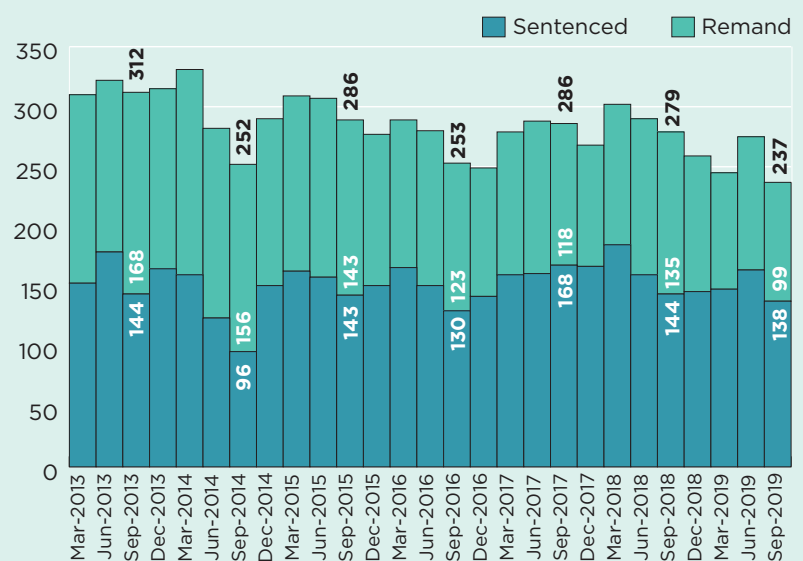


Young Aboriginal female prisoners fell by 38.5% or 5 young people to 8



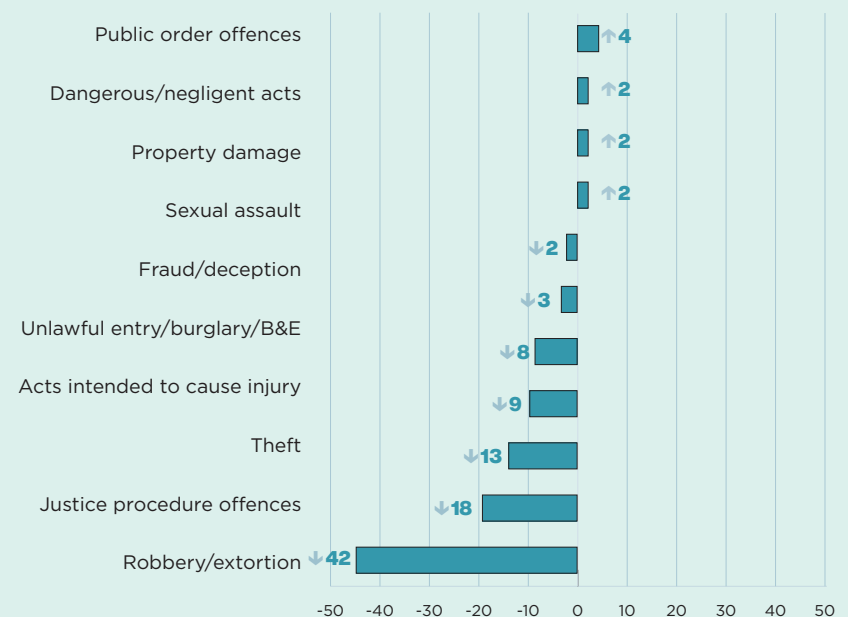
Young Aboriginal male prisoners fell by 21.8% or 27 young people to 97

### MONTHLY TRENDS



### CHANGE IN YOUTH CUSTODY BY OFFENCE

September 18 to September 19



# NSW CUSTODY STATISTICS

September 2019



## PRISON POPULATION

**13,372** **13,522**

in September 2018

in September 2019



### PRISONER TYPE

Between September 2018 and September 2019



**1.7%**

Remand up 1.7% or 78 people to 4,583



**0.8%**

Sentenced up 0.8% or 72 people to 8,939

### PRISONER GENDER

Between September 2018 and September 2019



**1.4%**

Female prisoners fell 1.4% or 14 people to 971



**1.3%**

Male prisoners increased 1.3% or 164 people to 12,551

### ABORIGINAL OVER-REPRESENTATION

In Sept 2018

**24.7%**

of prisoners were Aboriginal

In Sept 2019

**25.4%**

of prisoners were Aboriginal

Between September 2018 and September 2019



**4.0%**

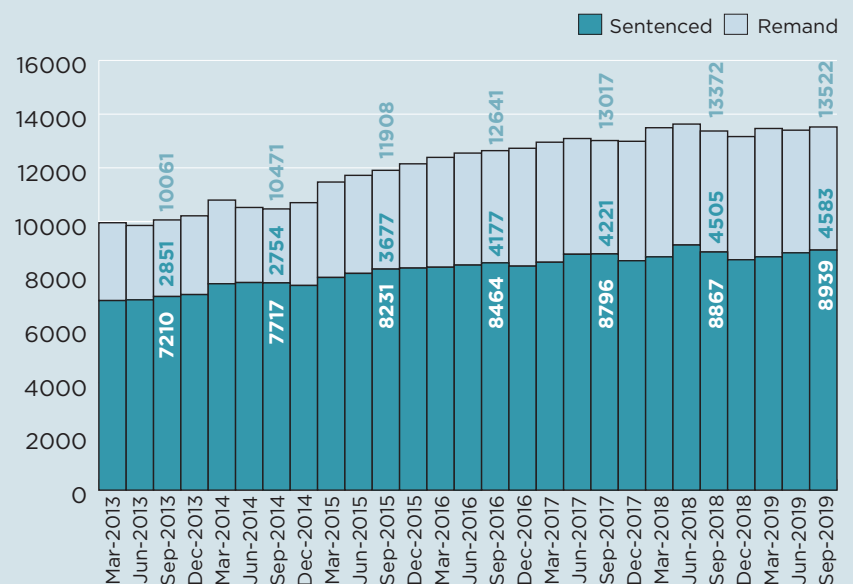
Aboriginal female prisoners fell 4.0% or 13 people to 308



**4.7%**

Aboriginal male prisoners increased 4.7% or 140 people to 3,120

### MONTHLY TRENDS



### CHANGE IN PRISON NUMBERS BY OFFENCE

September 18 to September 19

